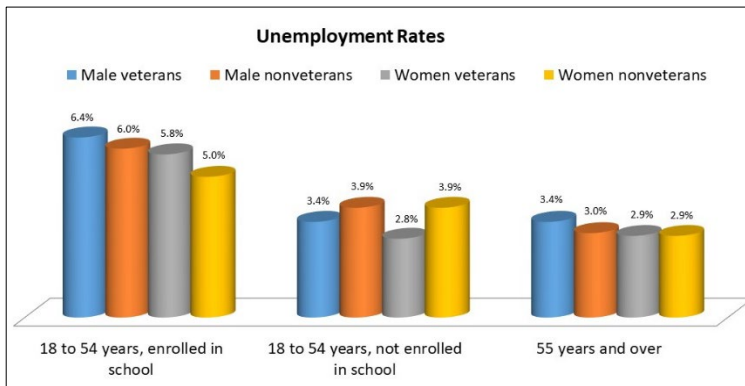
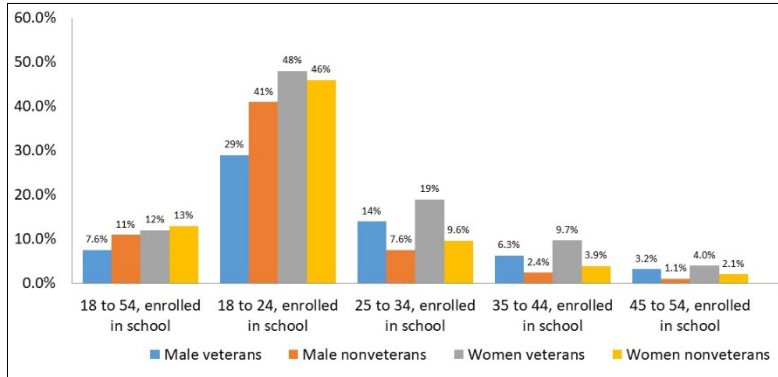


Unemployment Rates of Women Veterans Enrolled in School

Department of Labor (DOL), Veterans' Employment and Training Service (VETS)

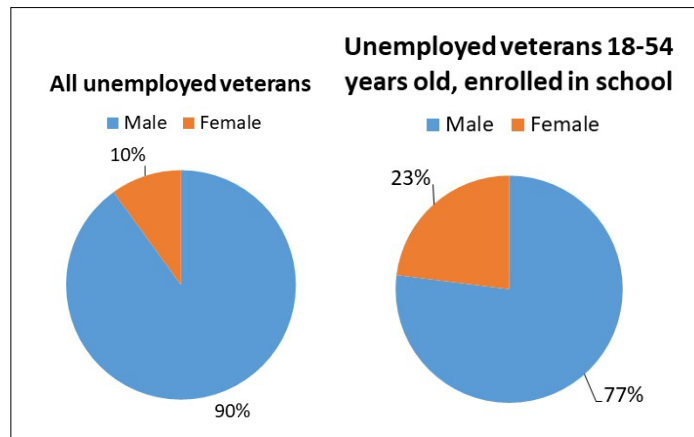
Veterans tend to attend school at older ages than non-veterans. In 2018, among 25-34 year olds, 35-44 year olds, and 45-54 year olds, women veterans were twice as likely as women nonveterans to be enrolled in school.¹ The likelihood to attend school at an older age impacts their financial and family responsibilities, and many must work while attending school.



Comparing 18-54 year olds currently enrolled in school, 18-54 year olds not currently enrolled in school, and people 55 years old or older, in 2018 *the highest unemployment rates were among 18-54 year olds currently enrolled in school.*

These trends have been consistent for five years, as long as data on unemployment among 18-54 year olds enrolled in school has been available.¹

In 2018, there was an annual average of 22,000 unemployed 18-54 year old veterans enrolled in school. Among these, 23% (5,000) were women veterans. This is an unusually large percentage of women for any veteran subpopulation. Comparatively, in the same year women veterans comprised 10% of all unemployed veterans, 12% of veterans in the civilian labor force, and 10% of veterans in the general population (civilian noninstitutional population).¹



¹U.S. Department of Labor, Bureau of Labor Statistics, 2018, 2017, 2016, 2015, 2014 Current Population Surveys, Annual Averages, Unpublished Tables (Calculations done within DOL VETS)