

## DLHWC – Longshore Organizational Chart

Effective 06/29/2025



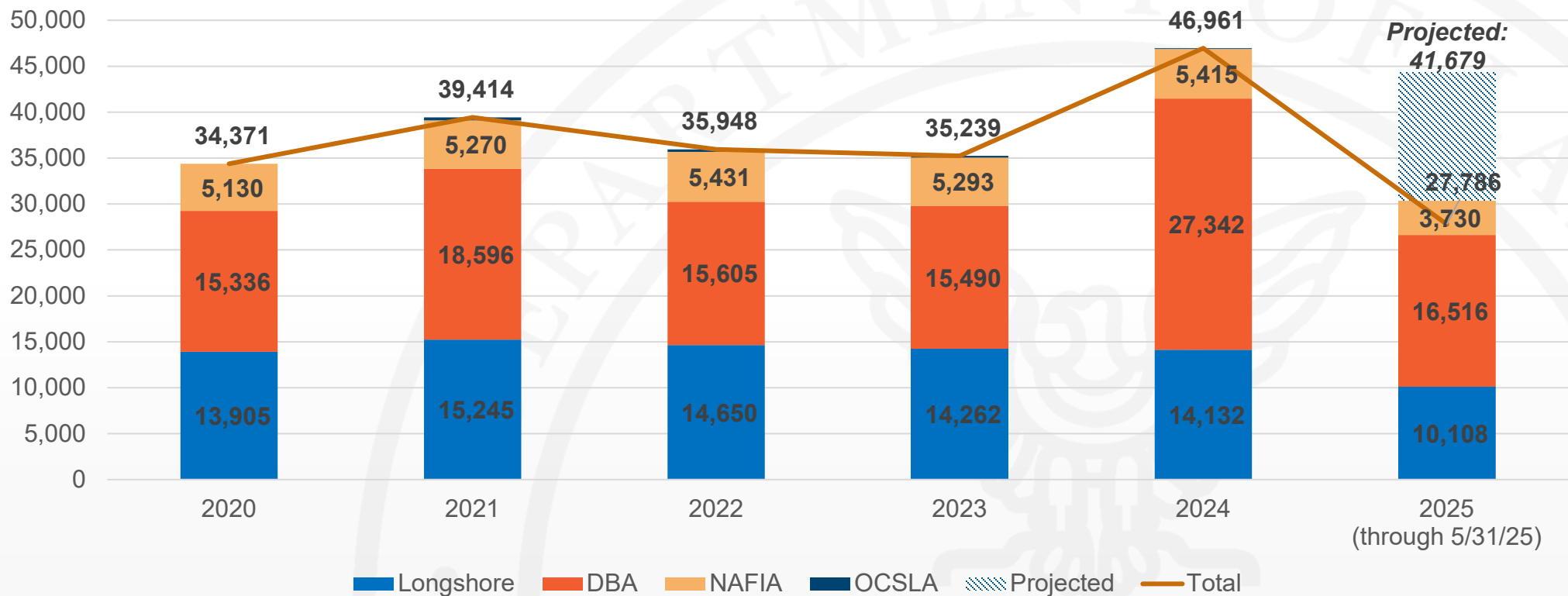
# Claims Trends

---



# UNITED STATES DEPARTMENT OF LABOR

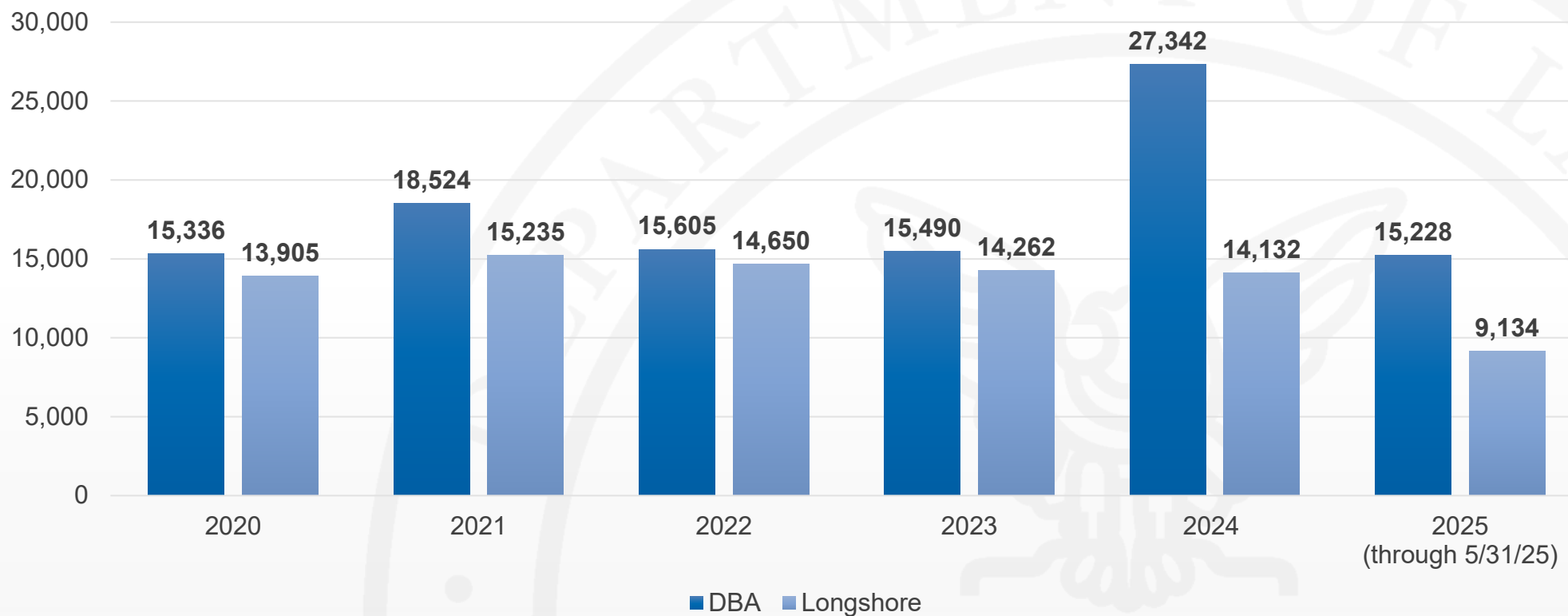
## New Cases Created by Act FY2020 to FY2025 (through 5/31/25)





# UNITED STATES DEPARTMENT OF LABOR

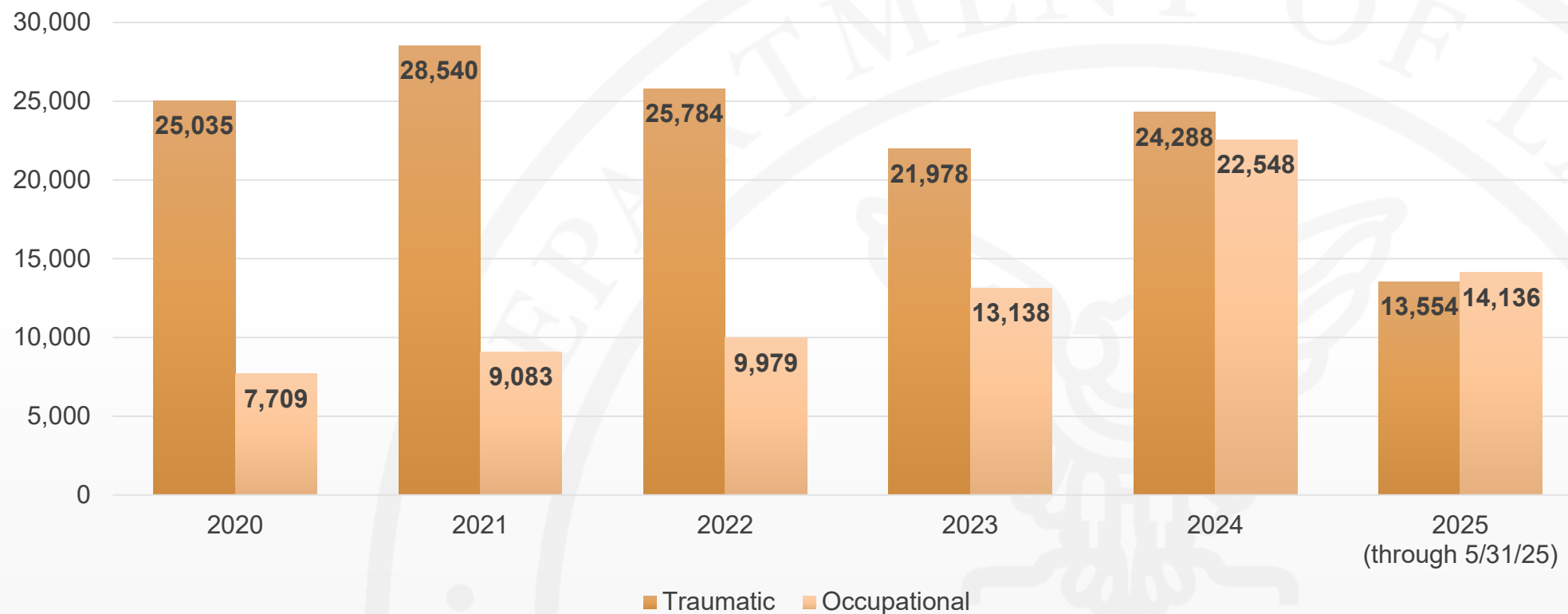
## Trends – Claims Reported FY2020 – FY2025 (through 5/31/25) Longshore & DBA





# UNITED STATES DEPARTMENT OF LABOR

## Trends – New Claims Reported FY2020 – FY2025 (through 5/31/25) Traumatic and Occupational



# Longshore Performance

---



## FY24 Longshore Performance (Timeliness)

- 97% of penalty decisions for Notices of Payment resolved within 90 days (goal is 85%)
- 92% of penalty decisions for First Reports of Injury resolved within 90 days (goal is 85%)
- 92% of conference memorandum issued within 10 days (goal is 92%)
- 100% of recommendation(s) for intervention issue made within 90 days if no conference is held (goal is 85%)
- 93% of actions completed on requests for intervention within 15 days (goal is 85%)
- 100% of referrals to the Office of Administrative Law Judges processed within 21 days (goal is 90%)
- 90% of settlement applications processed within 18 days (goal is 90%)
- 90% of stipulation applications processed within 30 days (goal is 85%)
- 87% of Second Injury Fund requests processed within 45 days (goal is 85%)



# UNITED STATES DEPARTMENT OF LABOR

## FY25 (through 3-30-25 – 2<sup>nd</sup> Quarter) Longshore Performance (Timeliness)

- 88% of penalty decisions for Notices of Payment resolved within 90 days (goal is 85%)
- 96% of penalty decisions for First Reports of Injury resolved within 90 days (goal is 85%)
- 89% of conference memorandum issued within 10 days (goal is 92%)
- 99% of recommendation(s) for intervention issue made within 90 days if no conference is held (goal is 85%)
- 96% of actions completed on requests for intervention within 15 days (goal is 85%)
- 100% of referrals to the Office of Administrative Law Judges processed within 21 days (goal is 90%)
- 95% of settlement applications processed within 18 days (goal is 90%)
- 88% of stipulation applications processed within 30 days (goal is 85%)
- 95% of Second Injury Fund requests processed within 45 days (goal is 85%)



# Industry Performance

---



## FY24 Longshore Industry Performance (National Average)

- 90% of Employers' First Report of Injury filed within 20 days for DBA cases (goal is 85%)
- 94.5% of Employers' First Report of Injury filed within 20 days for non-DBA cases (goal is 93.0%)



# UNITED STATES DEPARTMENT OF LABOR

## **FY25 (through 3/30/25 – 2<sup>nd</sup> Quarter) Longshore Industry Performance (National Average)**

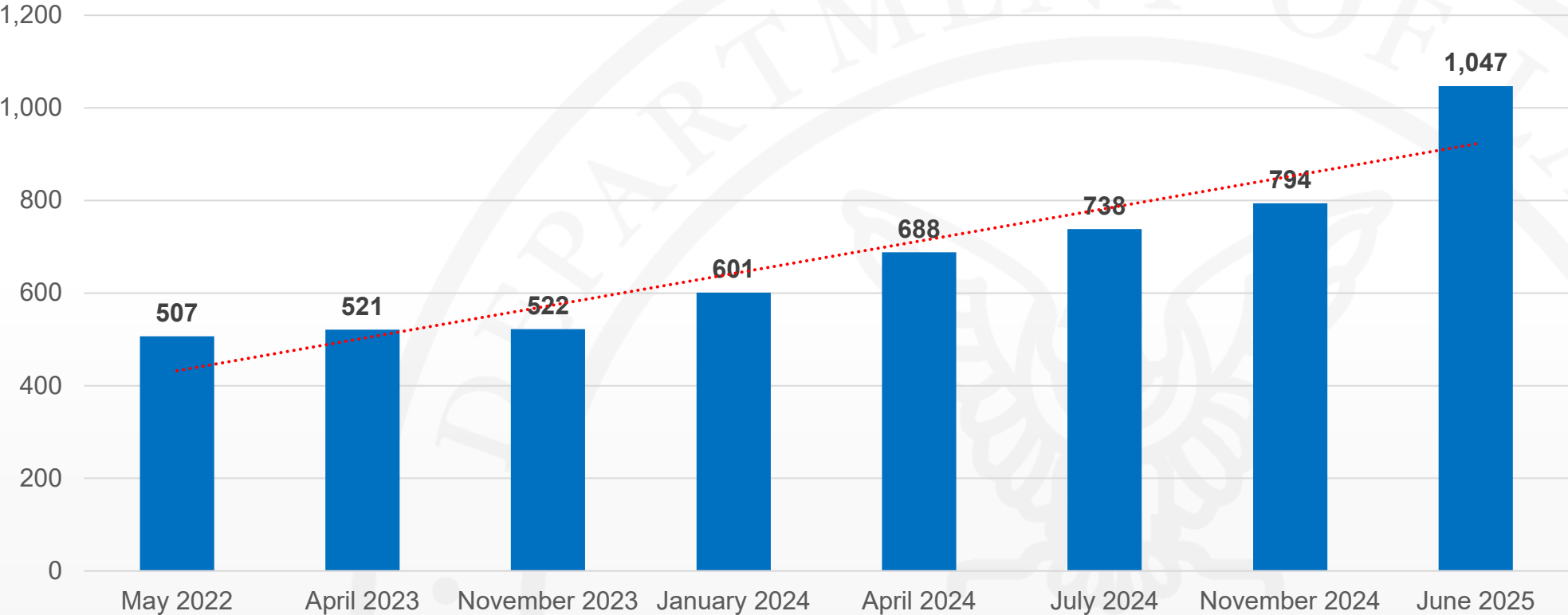
- 84% of Employers' First Report of Injury filed within 20 days for DBA cases (goal is 85%)
- 93.5% of Employers' First Report of Injury filed within 20 days for non-DBA cases (goal is 93.5%)

# Caseload and Resolutions

---



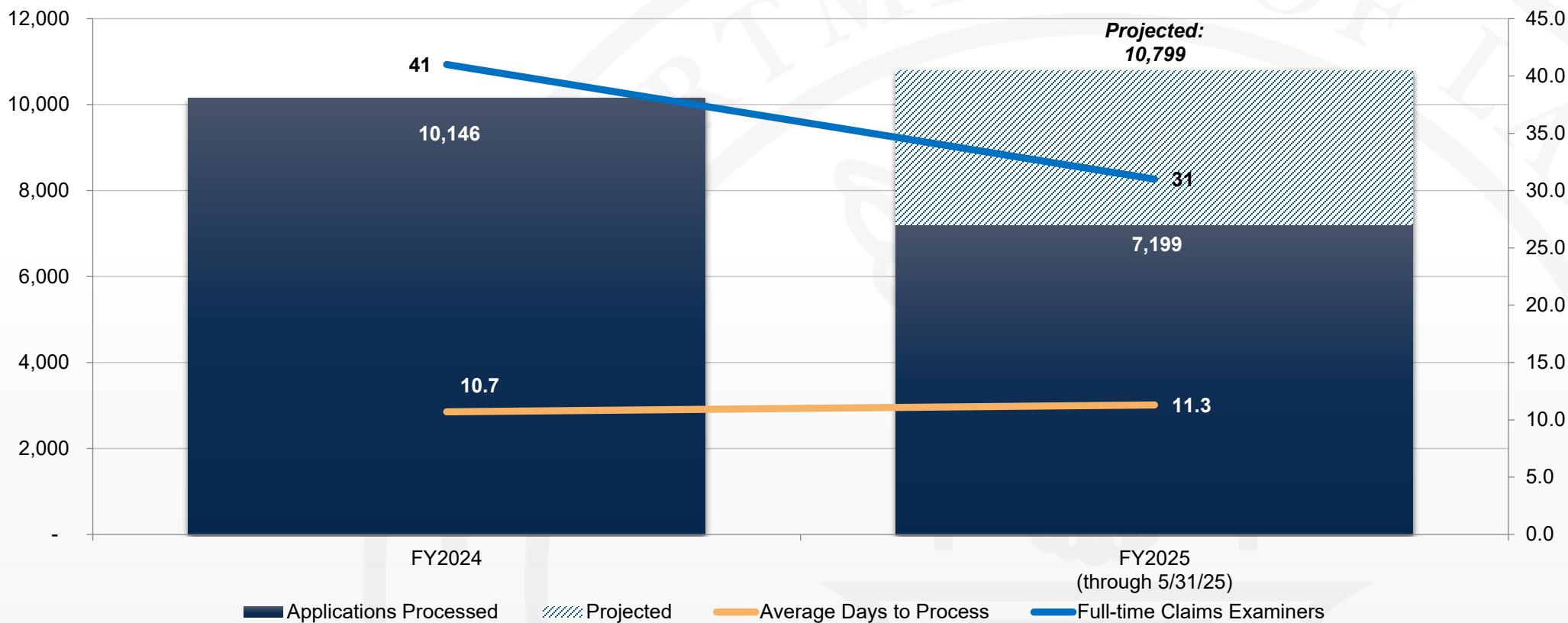
Workload Analysis: Open Cases Per CE





# UNITED STATES DEPARTMENT OF LABOR

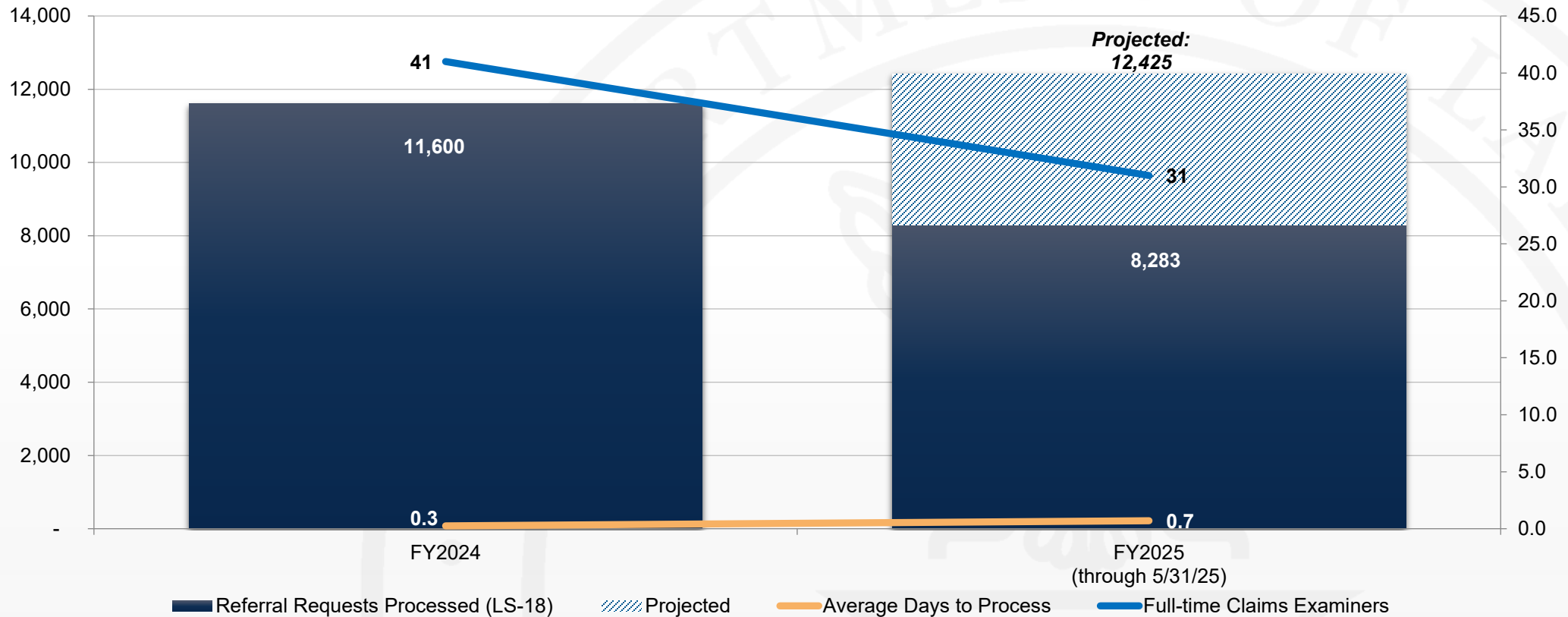
## Settlement Approval Requests (LS-8) FY2024 & FY2025 (through 5/31/25)





# UNITED STATES DEPARTMENT OF LABOR

## Referral to OALJ Requests (LS-18) FY2024 & FY2025 (through 5/31/25)





# UNITED STATES DEPARTMENT OF LABOR

## Intervention Requests (LS-7) FY2024 & FY2025 (through 5/31/25)

