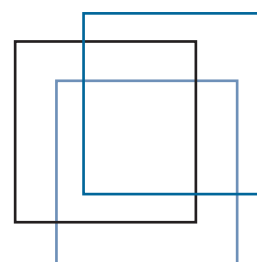




International
Labour
Organization



Combating child labour in Myanmar
A course for Labour Inspectors
Facilitator's Guide



Combating child labour in Myanmar

A course for Labour Inspectors

Facilitator's Guide

Copyright © International Labour Organization 2018

First published 2018

Publications of the International Labour Office enjoy copyright under Protocol 2 of the Universal Copyright Convention. Nevertheless, short excerpts from them may be reproduced without authorization, on condition that the source is indicated. For rights of reproduction or translation, application should be made to ILO Publications (Rights and Licensing), International Labour Office, CH-1211 Geneva 22, Switzerland, or by email: rights@ilo.org. The International Labour Office welcomes such applications.

Libraries, institutions and other users registered with a reproduction rights organization may make copies in accordance with the licences issued to them for this purpose. Visit www.ifrro.org to find the reproduction rights organization in your country.

FUNDAMENTALS

Combating child labour in Myanmar: Training Package on Child Labour for Labour Inspectors / International Labour Office, Fundamental Principles and Rights at Work Branch (FUNDAMENTALS) - Yangon: ILO, 2018.

ISBN: 978-92-2-130187-5 (Print); 978-92-2-130196-7 (Web pdf)

International Labour Office; ILO Fundamental Principles and Rights at Work Branch

Also available in Burmese: (ကလေးလုပ်သားတိုက်ဖျက်ရေး၊ အလုပ်သမားစုံစမ်းစစ်ဆေးရေးအရာရှိများအတွက် ကလေးအလုပ်သမားဆိုင်ရာ သင်ရိုး) ISBN 978-92-2-830840-2 (Print); 978-92-2-830841-9 (Web pdf), Yangon, 2018

ILO Cataloguing in Publication Data

Acknowledgements

This publication was elaborated by Philip Hunter for FUNDAMENTALS and coordinated by Selim Benaissa from ILO Yangon Office. Comments, supports and contributions were provided by Bharati Pflug, Saw Hsar Kaw Baw, Hnin Wuit Yee, U Aung Htun, and Sivananthiram Alagandram.

Funding for this ILO publication was provided by the United States Department of Labor under the framework of the Project "Myanmar Programme on the Elimination of Child Labour (My-PEC)" (MMR/13/10/USA), under cooperative agreement number IL-25263-14-75-K.

This publication does not necessarily reflect the views or policies of the United States Department of Labor, nor does mention of trade names, commercial products, or organizations imply endorsement by the United States Government. 100 per cent of the total costs of the project is financed with federal funds, for a total of 6,000,000 dollars with the extension of the project.

The designations employed in ILO publications, which are in conformity with United Nations practice, and the presentation of material therein do not imply the expression of any opinion whatsoever on the part of the International Labour Office concerning the legal status of any country, area or territory or of its authorities, or concerning the delimitation of its frontiers.

The responsibility for opinions expressed in signed articles, studies and other contributions rests solely with their authors, and publication does not constitute an endorsement by the International Labour Office of the opinions expressed in them.

Reference to names of firms and commercial products and processes does not imply their endorsement by the International Labour Office, and any failure to mention a particular firm, commercial product or process is not a sign of disapproval.

ILO publications and digital products can be obtained through major booksellers and digital distribution platforms, or ordered directly from ilo@turpin-distribution.com. For more information, visit our website: www.ilo.org/publns or contact ilopubs@ilo.org.

Visit our website: www.ilo.org/childlabour

This document is only available in PDF version.

Photocomposed by Julie Sobkowicz Brown

Table of Contents

| | |
|--|----|
| Key | iv |
| Introduction | 1 |
| Preparing for the course | 1 |
| Strategic planning: The course in broader perspective | 1 |
| Course considerations | 2 |
| Implementing the course | 3 |
| Detailed guidance on sessions and exercises | 5 |
| Welcome & Introductions | 5 |
| Session 1: Defining & Understanding Child Labour | 5 |
| Session 2: Understanding Global & National Estimates of Child Labour | 6 |
| Session 3: Causes & Consequences of Child Labour | 7 |
| Session 4: Taking Action to Eliminate Child Labour | 9 |
| Wrap-up & Evaluation | 10 |
| Annex 1: Additional Icebreakers and Energizers | 11 |

KEY:


RESOURCE



KEY MESSAGE



EXERCISE



HANDOUT



Q&A



Introduction

This document presents a guide to the ILO course for Labour Inspectors on Combatting Child Labour. It provides practical guidance, support and materials to help facilitators successfully implement the course. The document covers course planning, implementation and follow-up, in each case providing helpful tips and advice. This is supported by a selection of training tools provided in the appendix and supporting materials, including draft agenda, icebreakers, energizers, PowerPoint slide deck, course exercises and handouts for participants. This document should be reviewed alongside the **Understanding Child Labour** resource, which provides a wealth of technical and support information on each of the topics discussed in the course, ranging from the strategic objectives of the ILO to a detailed treatment of the causes and consequences of child labour.

Preparing for the course

The course is designed to be a key step in raising the awareness of labour inspectors about child labour globally, in the Asia region and in Myanmar. It is also intended to generate action, highlighting the important role they can play in the fight against child labour. Both objectives should be borne in mind in preparing for and implementing the course.

Strategic planning: The course in broader perspective

Prior to implementing the course, there are several strategic and technical steps you may wish to undertake to ensure its success. These can include any or all of the following:

Research: In many cases, it will be advantageous for the facilitator to conduct research (like a desk review of existing literature or a rapid assessment) on child labour to better understand national circumstances and trends. Research can help you advocate for better, more effective engagement on the part of labour administrators and inspectors, support general awareness raising and sensitization, inform course implementation, support efforts to better understand the legal, regulatory and policy environment, and identify potential loopholes or weaknesses in national law (and law enforcement) that can be discussed during course implementation. In-depth research, like Myanmar's recent national labour force survey, can also generate useful data to support informed dialogue and strategic decision-making. National research can also be complemented by a review of international resources such as ILO estimates of child labour and other research, which provides the broader context for conditions and developments in Myanmar.

Stakeholder mapping and outreach: It may also be helpful to conduct preliminary stakeholder mapping to identify key individuals, agencies and/or Ministries to notify or involve in the training. This can include a survey of researchers and experts that you may wish to involve in course facilitation or as guest speakers. You will want to consider outreach strategies, including who is best-placed to

lead such dialogue, for example with national and state-level labour administration and inspection units. The main goal of this outreach is greater understanding about and support for course implementation among key constituencies, which can in turn have a positive impact on follow-up and engagement among participants.

Course considerations

Course objectives

This course is designed for labour inspectors to raise awareness about child labour in Myanmar and globally. It can be used to enhance their capacity and desire to address the issue. The course also:

- ▶ Presents ILO instruments, strategies and initiatives to eliminate child labour;
- ▶ Serves as a resource to labour inspectors in formal or informal meetings on child labour;
- ▶ Encourages key decision makers within the labour inspectorate to join the fight against child labour; and
- ▶ Reveals good practice in labour inspection as a tool to address risks of child labour in the workplace and economy.

Target participants

Part of preparing the groundwork for this course is identifying key actors that will be essential to follow-up and action to eliminate child labour in Myanmar. The success of the course and, indeed, the longer-term aim of developing a robust labour inspection framework is, in part, contingent on the individuals, agencies and departments you identify to participate in the course. This is a different process to the stakeholder mapping and outreach discussed above, which focuses on getting “buy-in” or support for course implementation from key constituencies, as relevant.

In this case, among government stakeholders and labour inspectors, you will want to consider representatives of the Ministry of Labour, labour administration departments, inspection units and any other departments that have a labour inspection mandate, for example within the Ministry responsible for agriculture. Among these agencies, you should identify key personnel with expertise and/or interest in the subject matter, a mandate and responsibility to address child labour and the authority to take forward any conclusions that result from the course. Other course streams will involve other stakeholder representatives, including employers, workers, civil society and parliamentarians.

Course structure and content

The course is divided into four main sessions implemented in a single day: 1) Defining and understanding child labour; 2) Understanding global and national estimates of child labour; 3) Causes and consequences of child labour; and 4) Taking action to eliminate child labour. Each

session involves a brief presentation, a period for questions from participants and a participant-led exercise.

Course content relies on a combination of presentations, discussions and exercises implemented in plenary and small groups. It covers all aspects of child labour with a focus on Myanmar but also emphasizes strategic, practical and action-oriented themes to equip participants with the knowledge and tools they need to address child labour in their own spheres of influence. Reviewing all course material, including exercises, prior to implementation is highly recommended. Course material includes an agenda, PowerPoint slide deck, a complete package of handouts for participants and this facilitator's guide. Accompanying this material is the resource **Understanding Child Labour**, which provides additional detailed information for the facilitator.

Course presenters

The course is likely to be implemented by a lead facilitator, with one or more co-facilitators acting in a supporting capacity. You may wish to include other speakers during plenary sessions or for sessions designed to look at a specific issue or issues in greater depth, for example the global and national estimates of child labour or aspects related to its causes and consequences. In this case, you will need to identify an appropriate expert or resource person in advance of the training and brief them on the course content and expectations. Such individuals can add significant value to the training programme; and their presentations can enable greater depth and nuance in understanding, facilitate stronger plenary and small-group discussion, and support better training outcomes and conclusions. You may also wish to invite a well-respected representative from the labour administration or inspection unit to speak (for example, during Session 4).

Implementing the course

Venue

While the course content and selection of participants is crucial, it is also important to choose the right venue. It is recommended to have a venue that is conducive to a participatory training format and thus big enough to spread tables around the room (i.e. not a traditional classroom setting with lots of rows of tables) and allow people to move around, and it should include options for break-out sessions. To minimize the loss of time any lunch breaks should be offered close to the workshop venue.

Icebreakers and energizers

Icebreakers and energizers are an important part of training. They provide participants with the opportunity to get to know each other better, give facilitators the chance to create a comfortable, less-formal learning environment, and add variety to the engagement methods used. Review the examples provided in **Annex 1**. Consider using one icebreaker to start your day, but keep others "at hand" in case you want to use more (e.g., in advance of Session 4, which requires participants to

discuss the actions they can take to address child labour). Because these activities are relatively brief and easy to implement, they can be used at any time when you think course participants may need to be “energized”.

Course presentations and exercises

The course is designed to be highly interactive and participatory. To this end, it prioritizes small-group exercises to ensure that participants are active and involved throughout the course. The exercises themselves are essential to this. They facilitate learning and knowledge creation, but also generate dialogue and understanding between course participants. Such participants may or may not know each other (and their respective mandates/areas of responsibility) before the training, but they will arrive at the course with different perspectives and backgrounds. Encouraging these participants to work together is an important aspect of the training that will enhance cooperation and dialogue in follow-up to the course. Moreover, the exercises are designed such that participants create their own tools and solutions to the problems they identify.

Small group discussion

Many of the exercises used in the course rely on small group discussions followed by plenary presentations. The small number in each group is designed to give participants more opportunities to speak and be involved in an environment that is less intimidating than in plenary sessions. However, to ensure that participants do not work with the same group during each exercise, the facilitator should be mindful to vary the groups by expertise, interest, by table or by mixing participants up, numbering them 1 through 4 or more depending on the number of small groups needed for the exercise. Groups are advised to agree upfront on a note-taker and rapporteur.

Use of flipcharts


Flipcharts are used throughout the exercises to help participants brainstorm and organize their thoughts before they present back in plenary. However, using flipcharts can sometimes present challenges. Make sure to encourage participants to write in large, legible letters in black or blue marker (e.g. for visibility), and to use bullet points and key words not complete sentences.

Detailed guidance on sessions and exercises

Welcome & Introductions (30 minutes)

The course begins with a welcome to participants and the opening of proceedings by the facilitator. This may be an informal welcome, or you may wish to begin with a welcome speech by a senior government official or the ILO.


This is followed by an introduction to the course, its objectives and structure, which informs participants about what to expect from the training. This time should be used to introduce the facilitator, co-facilitators and any other ILO representatives or speakers that will be involved in course delivery. It should also be used to establish the tone and atmosphere for the course and explain its open, informal and participatory approach.



To this end, **Exercise 1: Icebreaker – Getting to Know Each Other** is used to get people talking and interacting right away. An important objective of this exercise, in addition to introducing all participants, is establishing an informal training atmosphere that encourages open discussion and participation. This will ensure a more successful day of training.

Session 1: Defining & Understanding Child Labour (1 hour)

The first technical session of the course looks to define and enhance understanding of child labour. It provides participants with information about international definitions of child labour, the Worst Forms of Child Labour and Hazardous Child Labour, taken from ILO and UN instruments. The session serves to introduce participants to relevant ILO Conventions and Recommendations as well as the UN Convention on the Rights of the Child. Relevant laws and regulations in Myanmar are also presented. At the end of the session, participants will understand the defining features of child labour, the minimum age for employment, what is understood by the term “child work” and the characteristics of the Worst Forms of Child Labour. The session includes a PowerPoint presentation, Q&A with participants and **Exercise 2: Addressing Gaps in Child Protection – The Role of Labour inspectors**.



The accompanying resource **Understanding Child Labour** provides detailed information that is useful to the session, including ILO Conventions and Recommendations, the UN Convention on the Rights of the Child and the Myanmar legal framework drawn from the Factories Act, the Shops and Establishments Act and the Oilfields (Workers and Welfare) Act. Building on the presentation and discussion, Exercise 2 then requires participants to deepen their examination of the national legal context and role of labour administration in addressing child labour by working in small groups to

consider (1) gaps in law and policy; (2) work that should be considered hazardous for children and included on a national list; and (3) any gaps in current child protection, including challenges faced by labour inspectorates.



Three **handouts** should be shared with participants at the end of the session:

- ▶ What Types of Work are Children Doing around the World?
- ▶ What is Hazardous Child Labour?
- ▶ ILO Standards and Other International Instruments




The **key messages** of Session 1 are:

- ▶ Hazardous child labour is the largest category of the Worst Forms of Child Labour and represents work that can lead to a child being killed, injured or made ill.
- ▶ National laws and regulations in Myanmar should be aligned with international standards to ensure robust protections against child labour in the country.
- ▶ Not all work done by children is considered child labour. Some work can be beneficial to children and prepare them for a productive life as an adult.

Session 2: Understanding Global & National Estimates of Child Labour (1 hour)

This session introduces participants to ILO global estimates of child labour, the scale of child labour worldwide, regional and sectoral estimates as well as the results of Myanmar's labour force survey. At the end of the session, participants should understand the global and regional context of child labour in Myanmar, as well as detailed information about the problem in the country. This is foundational information that the facilitator can use to stress the importance of law enforcement and labour inspection at national level (discussed in Session 4). Following a short PowerPoint presentation, the session includes a Q&A and **Exercise 3: Mapping Risk of Child Labour in Myanmar**.

Support information for this session can also be found in **Understanding Child Labour**. You may also wish to consult and familiarise yourself with the Myanmar Labour Force Survey. This provides a wealth of background information you can use to confidently lead the session, though an expert speaker on the survey can also be invited to provide detailed information about national data and conditions.



Following the presentation, Exercise 3 asks participants to work in small groups to answer several questions. The results of this collective work will deepen and broaden participants' understanding of child labour, focusing on (1) economic sectors and industries at-risk; (2) geographies of risk, including specific provinces, cities or regions; (3) types of work or occupations that use child labour; and (4) the intersection

of child labour and migration to, through and from Myanmar to capture risks associated with human trafficking and labour migration. You may wish to prepare notes based on participants' work and present these back to them as a preliminary "risk assessment" of child labour in the country.



Two **handouts** accompany this session:

- ▶ Regional Distribution of Child Labour
- ▶ Results of the Labour Force Survey in Myanmar




The **key messages** of Session 2 are:

- ▶ Child labour is a global problem affecting countries in all regions and at all levels of development. However, the largest number of child labourers worldwide are found in Asia-Pacific.
- ▶ Child labour is present in the formal and informal economies and across sectors and industries, including agriculture, fishing, construction, manufacturing, hospitality and others.
- ▶ There are over 1 million child labourers in Myanmar, with over half of these (600,000) in hazardous work.

Session 3: Causes & Consequences of Child Labour (1 hour)

This session examines the leading causes and consequences of child labour globally, with application to the Myanmar and Asia-regional context. It starts by enumerating the causes of child labour, including low household income and lack of access to quality education, and proceeds by reviewing the impact of child labour on children's health, safety, physical and psycho-social development, and the consequences for family, community, society and the economy. At the end of the session (and building on the lessons learned in Session 2), participants will be able to list the most common factors that lead to child labour and understand why it is so important to eliminate child labour not only for children but for society and the economy. The session includes a PowerPoint presentation, Q&A and **Exercise 4: Deepening Understanding of the Causes & Consequences of Child Labour**.



In discussing the causes of child labour, it is important for the facilitator to emphasise that, while poverty is a leading factor pushing children into work, it is not the only factor. Poverty alone cannot explain all forms of child labour. Detailed information on this and the consequences of child labour can be found in **Understanding Child Labour**.

The PowerPoint presentation for this session is very important. It will help participants understand the full range and complexity of child labour's causes and consequences

(which implies the importance of a robust and sophisticated set of strategic responses by regulators, law enforcement and labour inspectors). Nevertheless, equally important will be the accompanying exercise in this session, which asks participants to work in four groups, with each group discussing one of four topics: (1) causes of child labour in Myanmar; (2) the categories of children most vulnerable to child labour in the country; (3) the risk factors for children's vulnerability; and (4) the consequences of child labour for child, community and country.



One **handout** should be given to participants at the end of the session:

- ▶ Understanding the Causes, Vulnerability and Consequences of Child Labour




The **key messages** of Session 3 are:

- ▶ Poverty is not the only cause of child labour. There are often other factors at play that push children into work, including lack of access to education, discrimination, the impact of natural disasters and/or civil conflict, cultural circumstances and beliefs, and lack of law enforcement, etc.
- ▶ Child labour can jeopardize children's health and safety, affect their physical and psycho-social development, and inhibit their ability to access decent work later in life.
- ▶ Child labour can have negative impacts not only for children but for their families, local communities, society and the economy.

Session 4: Taking Action to Eliminate Child Labour (1 hour & 45 minutes)

This session focuses on actions that can be taken by labour inspectors to address child labour and its worst forms. It is the longest session of the course, which indicates its overall importance vis-à-vis other sessions and materials. You may decide to use one of the recommended energizers (see **Annex 1**) between the end of Session 3 and the start of this session so that participants are fresh and focused for this important discussion.

At the end of the session, participants should not only understand the important role they play in eliminating child labour, they should feel inspired and empowered to adopt this role and take action within their area of influence and the mandate of their office.



The session begins with a PowerPoint summary of the purpose of labour inspection, the roles, responsibilities and obligations of labour inspectors and practical considerations in conducting inspections. The aim of the session is not to tell inspectors what they can or should be doing but rather to encourage them – through the exercises – to identify actions and interventions themselves. Thus, the session proceeds with a Q&A, then ends with two exercises: **Exercise 5: Strategies to Identify Child Labour** and **Exercise 6: Following up with Action**.

The first of these exercises asks participants, working in small groups, to consider a series of key issues: (1) challenges related to interviewing children during an inspection; (2) the strengths and weaknesses of announced and unannounced inspections; (3) the importance of planning; (4) creating a checklist of hazardous work to guide inspectors during their assessments; and (5) the steps inspectors can take to overcome obstacles to addressing child labour in the informal economy. Building on this, the second exercise asks participants to develop a more focused action plan by listing key steps that should be taken by (1) the national government, (2) their office or department and (3) themselves as inspectors in their working life.



One **handout** accompanies the session:

- ▶ Interviewing Children



The **key messages** of Session 4 are:

- ▶ Child labour is a complex problem that requires multi-faceted, multi-stakeholder responses, including legal and regulatory reform across a range of policy issues such as labour markets, education, social protection, migration, etc.
- ▶ Labour inspection is an essential tool in the fight against child labour.

Wrap-up & Evaluation (30 minutes)

At the end of the course, the facilitator should summarise what has been discussed and learned throughout the day, thank participants for their active listening, participation and contribution, and discuss next steps. Participants should be asked to complete the course evaluation. All participants should be encouraged to follow up within their own capacities, while the course facilitator should outline key next steps on the part of ILO to ensure such follow-up. Course proceedings can then be closed.

Annex 1: Additional Icebreakers and Energizers

Icebreakers and energizers can be used effectively to encourage a more comfortable and informal training environment and greater participation among course participants. A few examples are presented here for you to consider.

1. Things in common

This activity asks participants to identify the things they have in common. Divide the class into small groups of 2-4 persons each. Tell them that their task is to identify all the things they have in common in the five minutes provided for discussion. You can give them examples to get them started, for example: a love of movies or a particular musician or artist, a love of specific types of food, etc. Have one person in each group take notes. When the five minutes are up, ask the groups how many found five or more things in common, eight or more, ten or more, etc., until you've identified the group with the largest number of things in common. Ask each group to share their findings. The complete activity takes approximately 15 minutes.

2. The answer "Yes"

This is a simple energizer to encourage movement and physical activity. It can be conducted in 5 minutes or less. Course participants should be seated at their tables or desks. The facilitator asks the whole group a series of questions. Each time a participant can answer "yes" to a question they must stand up, then sit back down before the next question is asked. A variety of questions can be asked: some can be personal or family-related (keeping in mind any sensitive topics) while others may relate to work or other matters. Asking short questions quickly will have participants standing and sitting in quick succession. Adding appropriate humour to your questions will make the exercise more fun for participants. Some standard questions include: Do you have children? Sibling? Grandchildren? Do you have a garden? Do you own a car? Were you born in this city? Do you like football? Are you married? Do you like the colour yellow? If participants are arranged around a circular table, you can add a further dimension to this exercise by having people move around the table to their left every time they answer yes. When they reach their chair, they can sit down again.

3. Where are you from?

This energizer is more complex but can be completed in ten minutes. To make it easier to implement, the training space should be clear of obstacles, e.g. with chairs pushed under tables or desks, to enable participants to move around the room with relative ease. Participants are asked to visualise the training room as a map of their country. To help with this, the facilitator can use physical features of the room to identify key geographical locations, for example big cities, a coastline or specific states/provinces. Ask participants to use their imagination. Participants are then asked a series of questions that relate to locations on the map (for example, where were you born?), and requested to move to the part of the room signifying that location. With each successive question, participants will move around the room. Leave enough time between each question not only for participants to

reach their "destination" but to briefly interact with others that are in the same location. Other questions include: Where did you grow up? Go to school? Go to university? Where do you work now? Where in the country do you like to go on holiday? You may need to designate a part of the classroom as "abroad" for those that may have been born, lived or studied in another part of the world at some point in their lives.

Fundamental Principles and Rights at Work
Branch (FUNDAMENTALS)

International Labour Organization
4 route des Morillons
CH-1211 Geneva 22 – Switzerland
Tel.: +41 (0) 22 799 61 11
Fax: +41 (0) 22 798 86 95

fundamentals@ilo.org

www.ilo.org/childlabour



@ILO_Childlabour

ILO Yangon Office

No. 1 Kanbae (Thitsar) Road
Yankin Township
Yangon – Myanmar
Tel: +(951) 233 65 39
Fax: +(951) 233 65 82

yangon@ilo.org

www.ilo.org/yangon

ISBN 978-92-2-130187-5



9 789221 301875