

Minnesota Job Vacancy Survey

Labor Market Information Office
Minnesota Department of Employment and Economic Development

WIAC
January 12, 2022

Minnesota Job Vacancy Survey

Biannual statewide survey since 2001

Estimates published for

- 6 regions
- Occupation (6-digit SOC)
- Industry sector (20 NAICS sectors)
- 4 establishment size classes
- Full-time and part-time vacancies

Results include

- Number of job vacancies
- Job vacancy rate (compared to OEWS)
- Share part-time
- Share temporary or seasonal
- Educational level required
- Experience level required
- Share requiring certificate or license
- Median wage offer

Job Vacancy Estimates and Characteristics

Job Vacancy Survey



[Change Area](#)[More Vacancy Details](#)[Export Results](#)

Job Vacancy Survey - by Occupation, All

Select period: 2021 Second Quarter ▾

☒ Occupation ☐ Industry ☐ Firm Size☒ All ☐ Part-time ☐ Full-time

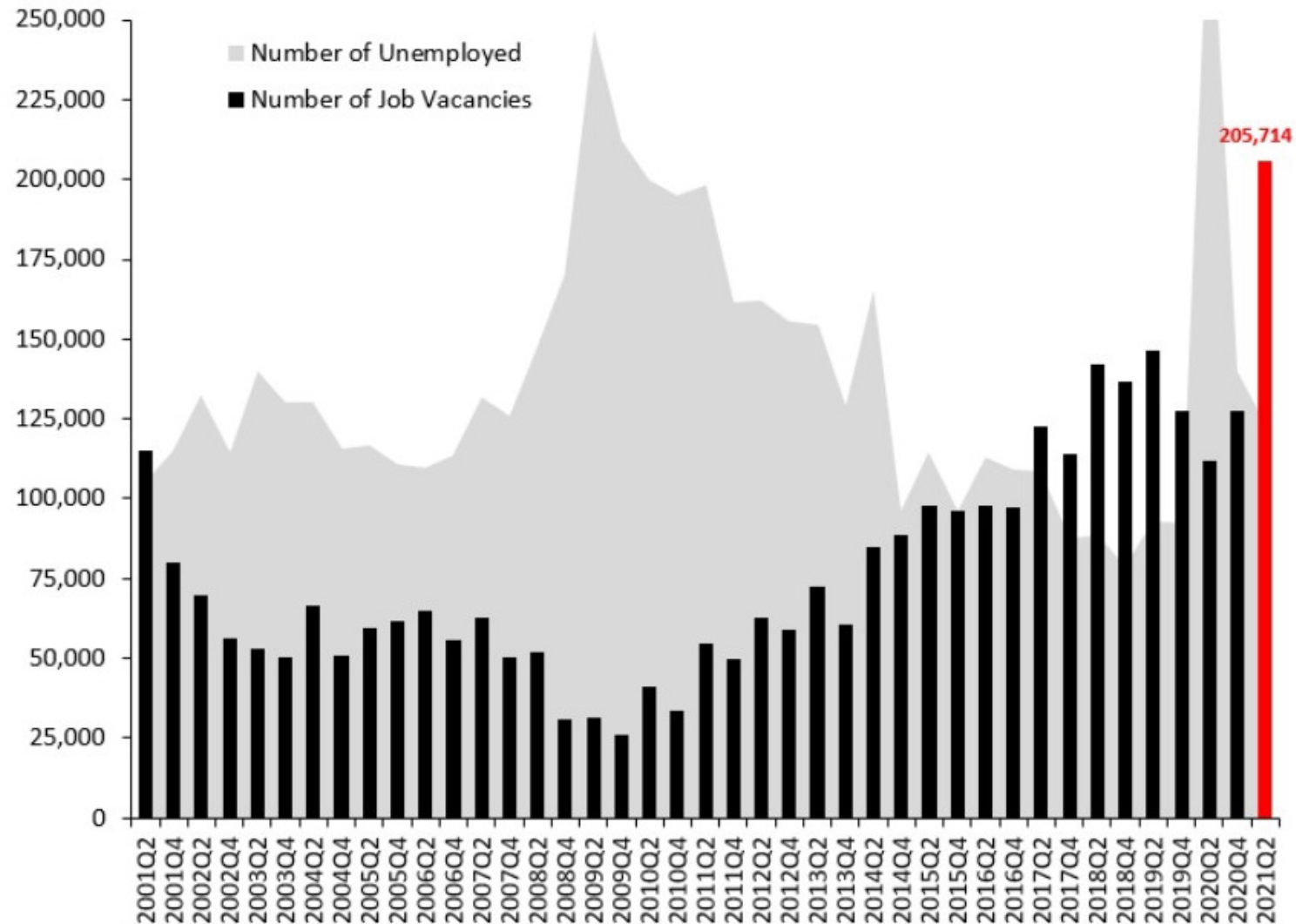
Statewide - Minnesota

View All	SOC Code	Occupation	# of Job Vacancies	Job Vacancy Rate	PartTime	Temporary or Seasonal	Requiring Post-Secondary Education	Requiring 1 Plus Years Experience	Requiring Certificate or License	Median Wage Offer
										
	000000	Total, All Occupations	205,714	8.0%	32%	11%	32%	50%	43%	\$16.64
	110000	Management Occupations	8,031	4.9%	1%	2%	76%	98%	44%	\$36.58
	130000	Business and Financial Operations Occupations	7,712	4.3%	2%	6%	79%	96%	50%	\$31.28
	150000	Computer and Mathematical Occupations	5,872	6.0%	2%	1%	72%	98%	43%	\$33.91
	170000	Architecture and Engineering Occupations	2,792	5.1%	0%	2%	91%	92%	62%	\$31.92
	190000	Life, Physical, and Social Science Occupations	1,675	6.4%	5%	10%	87%	90%	75%	\$25.97
	210000	Community and Social Service Occupations	4,738	8.5%	28%	3%	77%	87%	68%	\$20.72
	230000	Legal Occupations	411	2.1%	1%	3%	97%	99%	84%	\$36.48
	250000	Educational Instruction and Library Occupations	7,567	4.8%	36%	29%	75%	87%	96%	\$23.95
	270000	Arts, Design, Entertainment, Sports, and Media Occ	4,715	13.0%	39%	22%	29%	90%	46%	\$21.04

Record Level of Vacancies

Second Quarter 2021

Figure 1. Minnesota Job Vacancies and Unemployed, Second Quarter 2001 to Second Quarter 2021



Representative Sample, Methodological Rigor

Statistically sound methods

- 7,000 establishments with a 70% response rate
- Represents all U.I. covered employment in Minnesota
- Stratified by region and size for better accuracy

Multiple data collection methods capture data from big, small, tech savvy and very local “mom and pop” establishments

- Paper and on-line surveys
- Collection by analysts from individual company websites
- Automated data scraping from large employers in sample (those that allow it)

Results (30,000 rows of data) are edited and SOC coded using automated tools and checked by analysts for accuracy.

Occupations in Demand

Occupations In Demand

[Start New Search](#) [Export 3 thru 5 star results](#) [Export 1 thru 5 star results](#)

This is a ranking of occupations in demand in the selected region. Long-term growth rate and projections are included for comparison but may differ from current demand because of projected changes in the labor market. Click Education Requirements for job training information.

To further refine these results use the filters below:

Wage Range (median)

Education Category

Job Title Keyword Search

[Get Filtered Results](#) [Reset Search Filters](#)

Minnesota [Show only 3 thru 5 Star Occupations in Results](#)

Results: 538

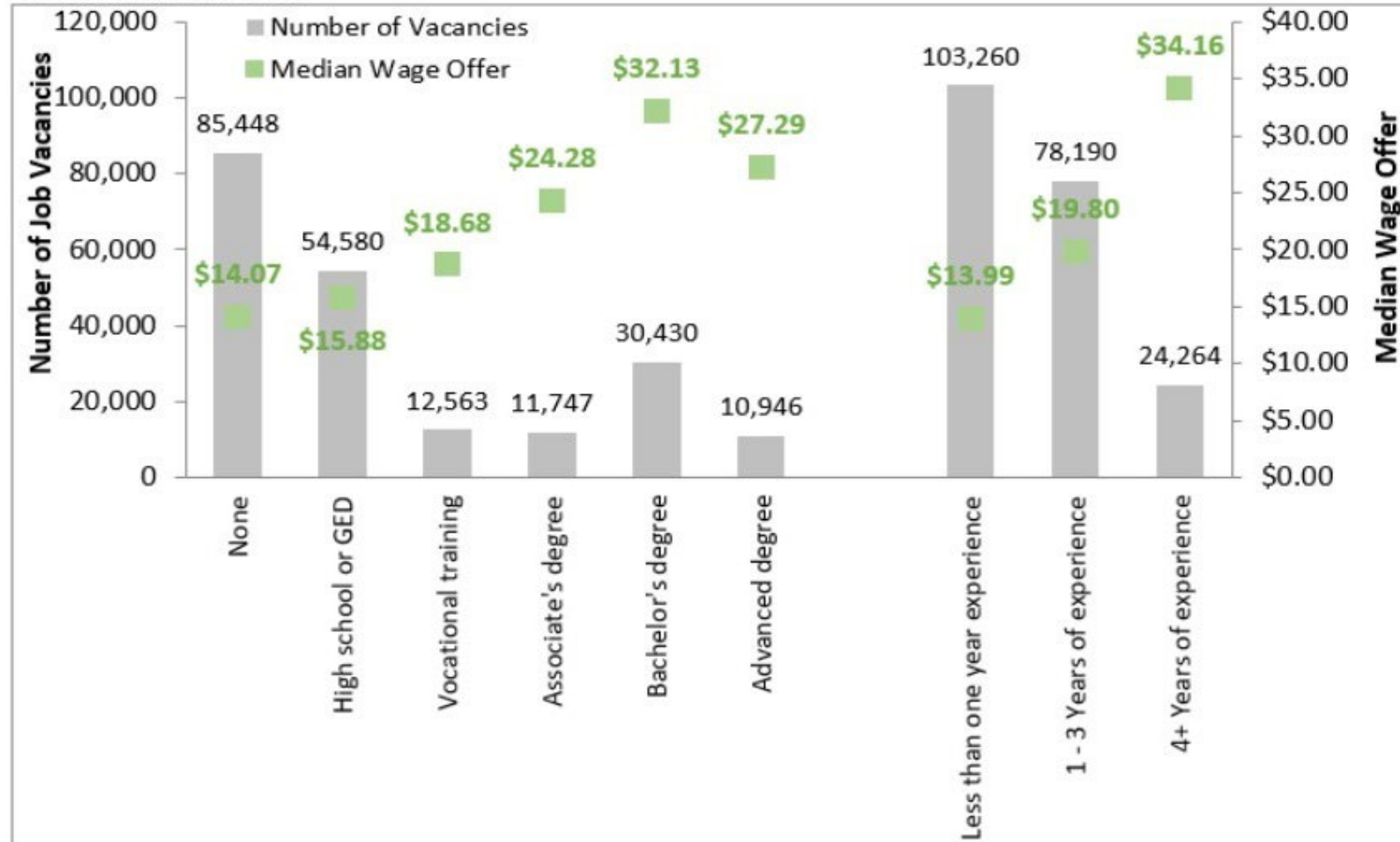
SOC Code	Job Title	Current Demand Rank	Current Demand Indicator	25th Percentile Wage	Median Wage	Projected 10-year Growth Rate	Projected 10-year Openings	Education Requirements	On-the-job Training Requirements
	?	?	?	?	?	?	?	?	?
291141	Registered Nurses	1	★★★★★	\$69,053/yr	\$81,154/yr	12.4%	49,007	Associate's degree	Short term on the job training
311120	Home Health and Personal Care Aides	2	★★★★★	\$27,120/yr	\$30,165/yr		NA	High school diploma or equivalent	Unavailable
412031	Retail Salespersons	3	★★★★★	\$25,583/yr	\$29,345/yr	-4.3%	123,614	High school diploma or equivalent	Short term on the job training
537065	Stockers and Order Fillers	4	★★★★★	\$27,534/yr	\$31,908/yr		NA	High school diploma or equivalent	Unavailable
411011	First-Line Supervisors of Retail Sales Workers	5	★★★★★	\$38,581/yr	\$47,531/yr	-0.1%	25,895	High school diploma or equivalent	Short term on the job training
311131	Nursing Assistants	6	★★★★★	\$32,744/yr	\$37,354/yr		NA	Postsecondary non-degree award	Short term on the job training
533032	Heavy and Tractor-Trailer Truck Drivers	7	★★★★★	\$44,085/yr	\$51,248/yr	6.6%	47,962	High school diploma or equivalent	Short term on the job training
537062	Laborers and Freight, Stock, and Material Movers, Hand	8	★★★★★	\$30,179/yr	\$36,890/yr	5%	65,316	High school diploma or equivalent	Short term on the job training

Links to Job Vacancy Informed Tools

- [Minnesota Job Vacancy Survey](#)
- [Occupations in Demand \(OID\)](#)
- [Career and Education Explorer](#)
- [Match Jobs to Experience \(JobSTAT\)](#)

Valuable but Resource Intensive Information

Figure 3. Minnesota Job Vacancies by Education and Experience Required with Wage Offers, Second Quarter 2021



Thank You!

Oriane Casale

Oriane.Casale@state.mn.us

651-259-7383