

Petition Processing Times	Petition Statistics	TAA Performance Results	Observation 1: Make a Plan	Observation 2: Get RTAA, If You Qualify	Observation 3: Get a Credential
---------------------------	---------------------	-------------------------	----------------------------	---	---------------------------------

**Trade Adjustment Assistance (TAA) Overview:
Based on 7/1/2020 through 6/30/2021
(except where otherwise noted)**

This TAA overview is designed to provide American Job Center partners, employers, case managers, participants, and the public with up-to-date program information and to facilitate the sharing of best practices to ensure participants achieve success.

The following info graphics show recent trends at different stages of TAA Program participation; the TAA petition and investigations process; and TAA participant training and employment results that are tracked within the first nine months after participants exit the program.

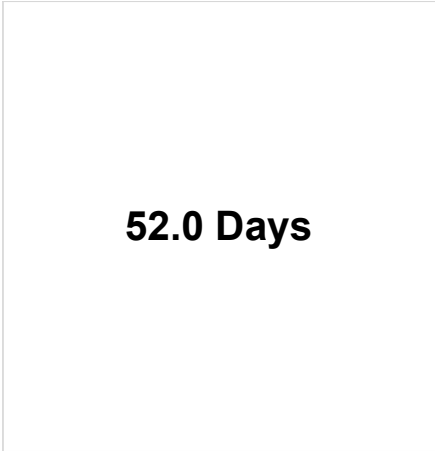
In addition, key program features are highlighted to show how specific benefits and services improve employment outcomes for TAA participants.

The median investigation time this quarter was:

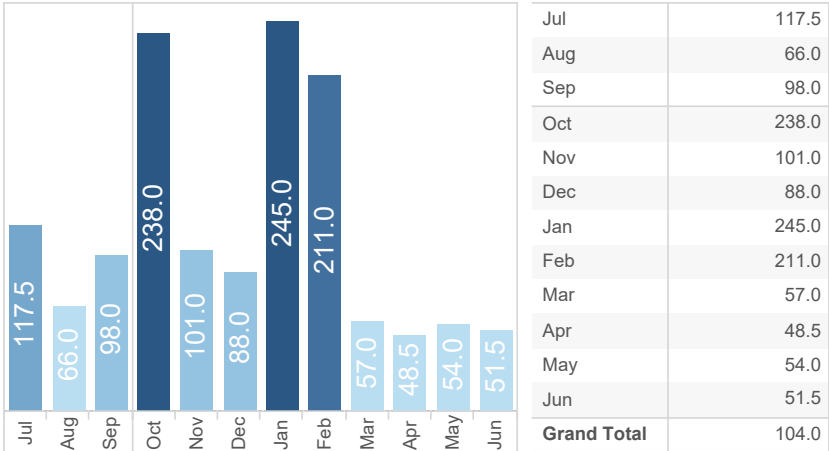
Below is the trend of median investigation time during the year ending with the current quarter:

To obtain TAA reemployment services and benefits a petition must be filed by a group of three or more workers; an employer of a group of workers; a certified or recognized union; a state employment security agency; an American Job Center Operator/Partner; or another Duly Authorized Representative. The U.S. Department of Labor's Office of Trade Adjustment Assistance (OTAA) will initiate an investigation when a complete petition is filed by any of these parties.

Median Investigation Days
MIS Data for Quarter Ending 6/30/2021



Median Investigation Days
MIS Data for 7/1/2020 through 6/30/2021



To learn more about the TAA petition process or file a petition, check out our Petitioners page:

<https://www.dol.gov/agencies/eta/tradeact/petitioners>

DATA SOURCES:

Participant Individual Record Layout (PIRL) - State agency quarterly reporting and record keeping information; Management Information System (MIS) - OTAA's petition database.

Petition Processing Times	Petition Statistics	TAA Performance Results	Observation 1: Make a Plan	Observation 2: Get RTAA, If You Qualify	Observation 3: Get a Credential
---------------------------	---------------------	-------------------------	----------------------------	---	---------------------------------

**Trade Adjustment Assistance (TAA) Overview:
Based on 7/1/2020 through 6/30/2021
(except where otherwise noted)**

A petition may be filed by:

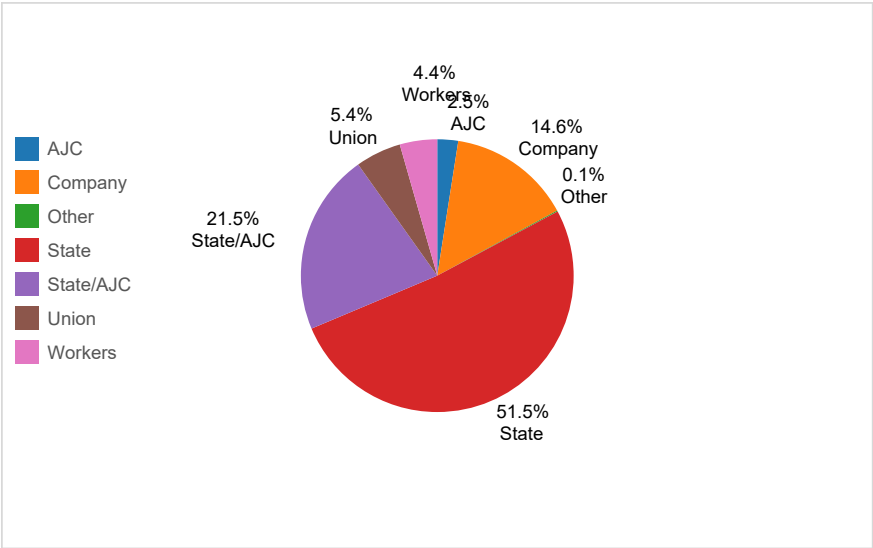
- Three or more workers in the same firm or subdivision
- The workers' employer
- A recognized union official or other duly authorized representative of such workers
- American Job Center operators or partners (including state workforce agencies).
- The majority of petitions are filed by a state or local workforce representative.

After accepting a complete petition, OTAA will initiate an investigation to determine whether the group of workers covered by the petition meets the group eligibility requirements of the Trade Act.

Upon completing an investigation, OTAA will issue either an affirmative determination certifying the worker group as eligible to apply for TAA services and benefits if the workers are found to meet the statutory group eligibility criteria, or a negative determination denying the worker group certification if those criteria have not been met. OTAA may also terminate an investigation if it does not require a final determination.* The percentages of petitions certified, denied and terminated in the most recent quarter are as follows:

Petitions Filed by Petitioner Type

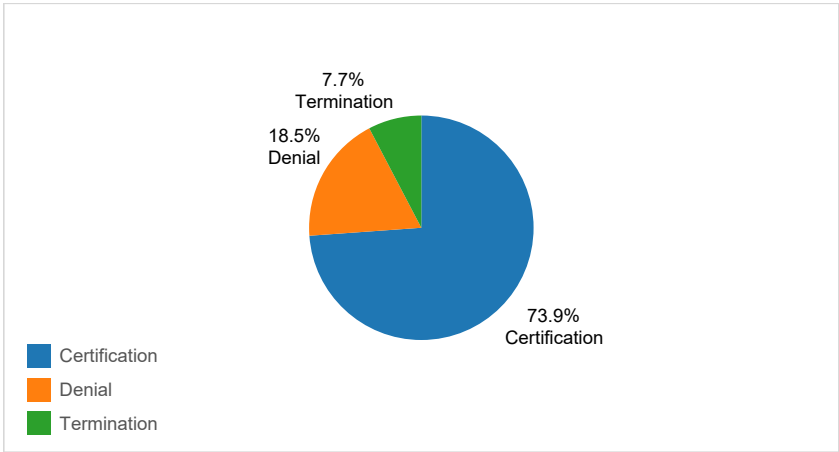
MIS Data for 7/1/2020 through 6/30/2021



AJC	Company	Other	State	State/AJC	Union	Workers
2.5%	14.6%	0.1%	51.5%	21.5%	5.4%	4.4%

Determinations by Determination Type

MIS Data for 7/1/2020 through 6/30/2021



Certification	73.9%
Denial	18.5%
Termination	7.7%

*Investigations may be terminated because the petitioner requests withdrawal, the petition is invalid, there is an existing certification covering the group of workers, there is another investigation in process, a negative determination has been recently issued, or other reasons.

Petition Processing Times	Petition Statistics	TAA Performance Results	Observation 1: Make a Plan	Observation 2: Get RTAA, If You Qualify	Observation 3: Get a Credential
---------------------------	---------------------	-------------------------	----------------------------	---	---------------------------------

**Trade Adjustment Assistance (TAA) Overview:
Based on 7/1/2020 through 6/30/2021
(except where otherwise noted)**

States are responsible for identifying the trade-affected workers covered by a certification, informing them of suitable training opportunities, reviewing such opportunities with the workers, providing additional information including time limits for applying for benefits and services, and advising and assisting workers as is required by the Trade Act, regulations, and operating instructions issued by the Department. Workers covered by a certified petition must establish individual eligibility for benefits and services. TAA offers a variety of benefits and services to support workers in their search for reemployment. This includes Trade Readjustment Allowance (TRA), training, Reemployment Trade Adjustment Assistance (RTAA), and job search and relocation allowances.

This program seeks to provide adversely affected workers with opportunities to obtain the skills, credentials, resources, and support necessary to become reemployed. Congress defined Primary Indicators of Performance (PIP) that serve as evaluation metrics for job training and employment pr..

Employment Rate - 2nd Quarter After Exit	69.8%	The percentage of participants who are in unsubsidized employment during the second quarter after exit from the program.
Employment Rate - 4th Quarter After Exit	71.6%	The percentage of participants who are in unsubsidized employment during the fourth quarter after exit from the program.
Median Earnings - 2nd Quarter After Exit	\$9,576.00	The median earnings of participants who are in unsubsidized employment during the second quarter after exit from the program.
Credential Attainment	72.6%	The percentage of those participants enrolled in an education or training program who attain a recognized postsecondary credential or a secondary school diploma, or its recognized equivalent, during participation in or within one year after exit from the program. There are some exclusions and caveats discussed in the indicator details.
Measurable Skill Gains	48.0%	The percentage of program participants who, during a year, are in an education or training program that leads to a recognized postsecondary credential or employment and who are achieving measurable skill gains, defined as documented academic, technical, occupational, or other forms of progress, towards such a credential or employment.

PIRL Data for 7/1/2020 through 6/30/2021
 2nd Quarter After Exit Measures represent those who exited the program four to seven quarters before the current report quarter.
 4th Quarter After Exit Measures represent those who exited the program six to nine quarters before the current report quarter.

Petition Processing Times	Petition Statistics	TAA Performance Results	Observation 1: Make a Plan	Observation 2: Get RTAA, If You Qualify	Observation 3: Get a Credential
---------------------------	---------------------	-------------------------	-----------------------------------	---	---------------------------------

**Trade Adjustment Assistance (TAA) Overview:
Based on 7/1/2020 through 6/30/2021
(except where otherwise noted)**

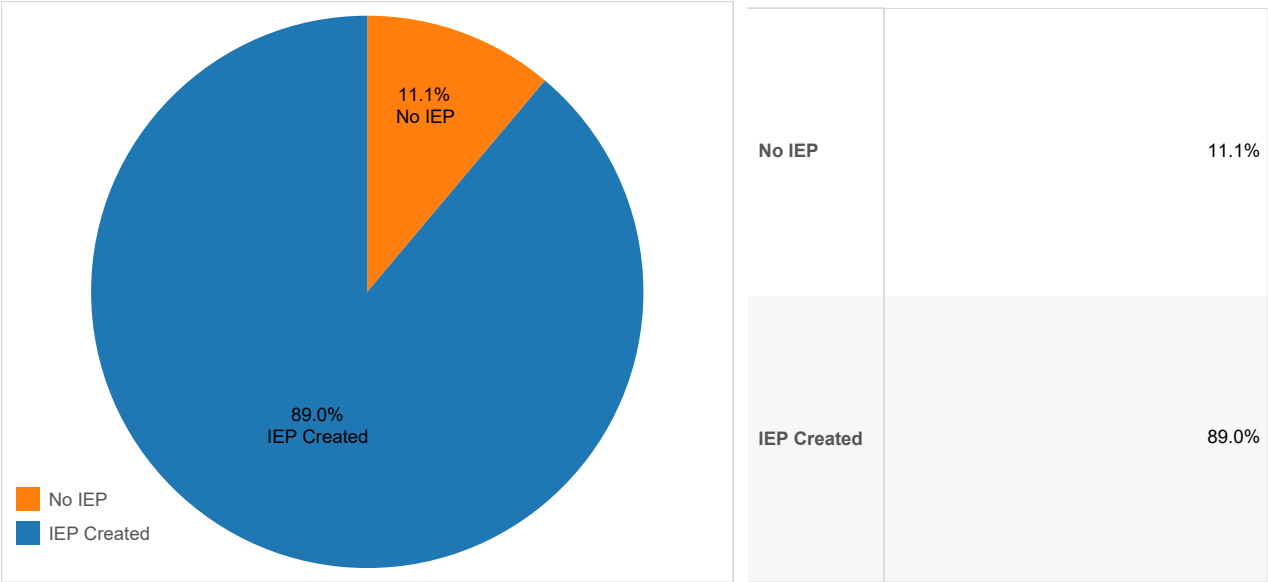
Observation 1: Make a Plan

TAA participants must work with their case managers to make the most of benefits and services provided under the TAA program. After all, the purpose of employment and case management services is to provide workers the necessary information and support for them to achieve sustainable reemployment. For example, skill assessments must be geared towards evaluating whether the worker meets the TAA training criteria or matches up to specific career opportunities in the community. The individual employment plan must use and be guided by the results of the skill assessments. The employment plan should, in turn, lead to support for finding suitable employment and/or development of a training plan that addresses any skill gaps made evident by the assessments, including remedial or prerequisite training where appropriate...

Most TAA participants develop an Individual Employment Plan which establishes a “road map” to reach occupational and employment goals. These goals are based on an individual’s skills and interests in combination with employer needs in the local labor market.

Individual Employment Plan Participation

PIRL Data for 7/1/2020 through 6/30/2021



Petition Processing Times	Petition Statistics	TAA Performance Results	Observation 1: Make a Plan	Observation 2: Get RTAA, If You Qualify	Observation 3: Get a Credential
---------------------------	---------------------	-------------------------	----------------------------	---	---------------------------------

**Trade Adjustment Assistance (TAA) Overview:
Based on 7/1/2020 through 6/30/2021
(except where otherwise noted)**

Observation 2: Get RTAA, If You Qualify

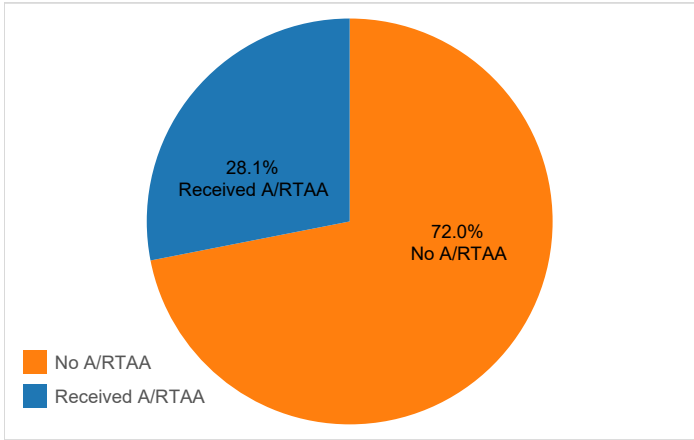
The RTAA benefit provides a wage supplement when workers making up to \$50,000 annually accept certain new employment at a lower wage. RTAA payments may total 50% of the difference between adversely affected wages and new employment wages, with a maximum of \$10,000 paid over a period of up to two years. RTAA recipients can work full time or work part time if they are enrolled in training. For more information on RTAA eligibility, please see TEGL No. 5-15, Change 1, Attachment A, Section H, located here:

https://wdr.doleta.gov/directives/attach/TEGL/TEGL_5-15_Attachment_A_acc.pdf

Participants **who participate in RTAA are more likely to retain their employment** than those who do not.

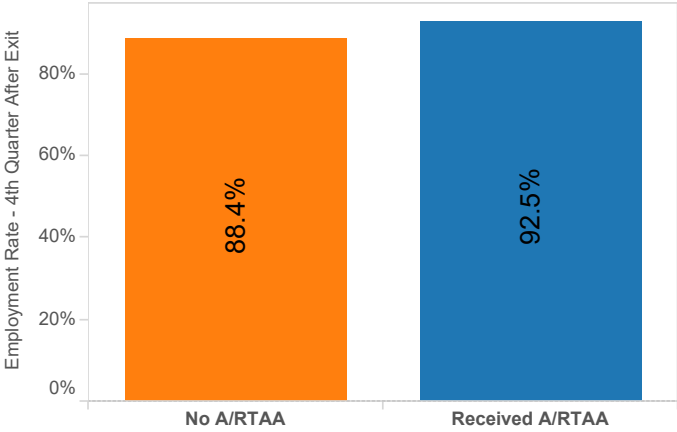
The majority of participants aged 50 and older who exit from the TAA Program do not participate in RTAA. **Although participation in RTAA is generally increasing**, it remains an underutilized benefit and we encourage targeted outreach to eligible applicants.

Percent Receiving A/RTAA
For TAA Participants Aged 50+ at Exit
PIRL Data for 7/1/2020 through 6/30/2021



No A/RTAA	72.0%
Received A/RTAA	28.1%

Employment Rate Q4
For TAA Participants Aged 50+ at Exit,
Who Had Been Employed in The 2nd Quarter After Exit
PIRL Data for 7/1/2020 through 6/30/2021



No A/RTAA	88.4%
Received A/RTAA	92.5%

Petition Processing Times	Petition Statistics	TAA Performance Results	Observation 1: Make a Plan	Observation 2: Get RTAA, If You Qualify	Observation 3: Get a Credential
---------------------------	---------------------	-------------------------	----------------------------	---	---------------------------------

**Trade Adjustment Assistance (TAA) Overview:
Based on 7/1/2020 through 6/30/2021
(except where otherwise noted)**

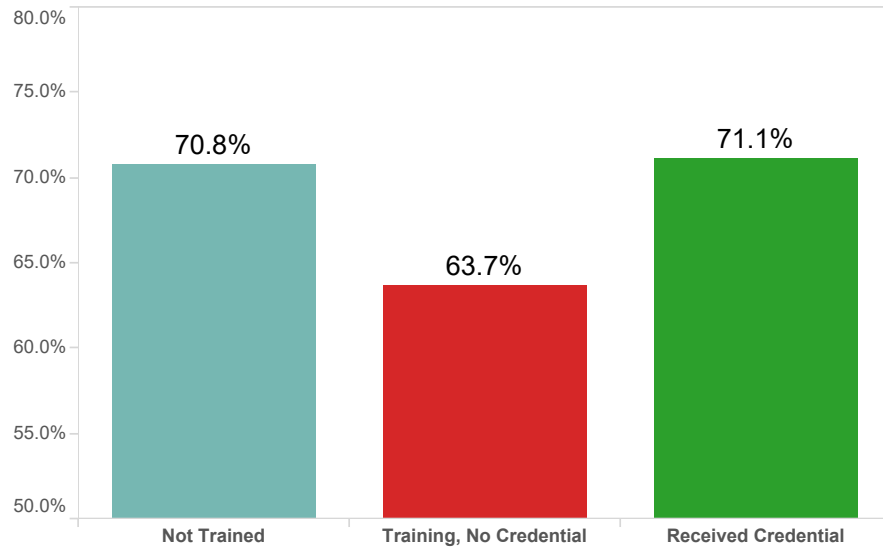
Observation 3: Get a Credential

TAA participants who earned a certificate, degree, or other industry recognized credential during their participation were more likely to get reemployed within six months of exiting the program than those who trained but did not receive a credential.

More TAA participants should earn a certificate, degree, or other industry recognized credential.

Employment Rate Q2

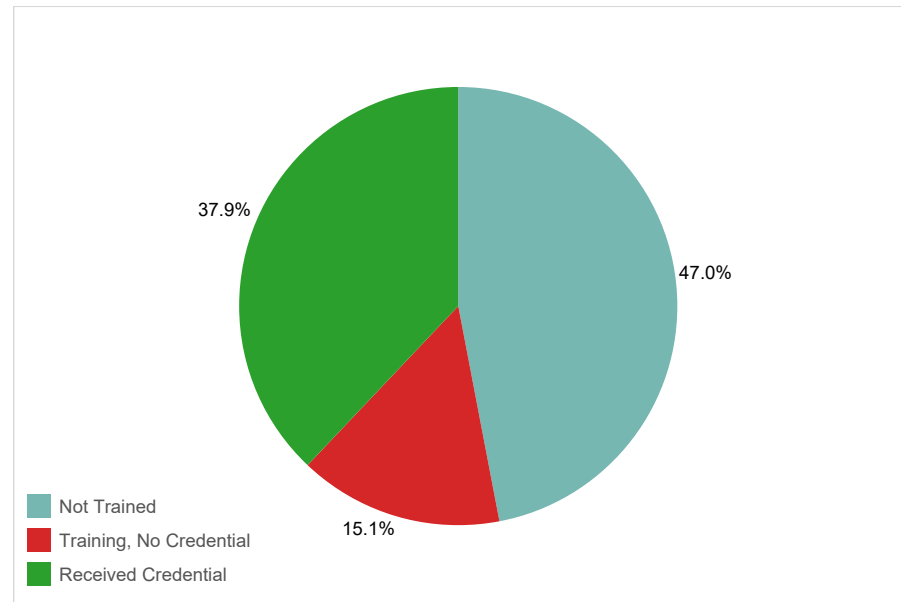
PIRL Data for 7/1/2020 through 6/30/2021



Not Trained	70.8%
Training, No Credential	63.7%
Received Credential	71.1%

Percent of Participants

PIRL Data for 7/1/2020 through 6/30/2021



Not Trained	47.0%
Training, No Credential	15.1%
Received Credential	37.9%