

Trade Adjustment Assistance Fiscal Year 2020

State Profile: New Jersey



TRANSITIONING WORKERS TO TOMORROW'S CAREERS

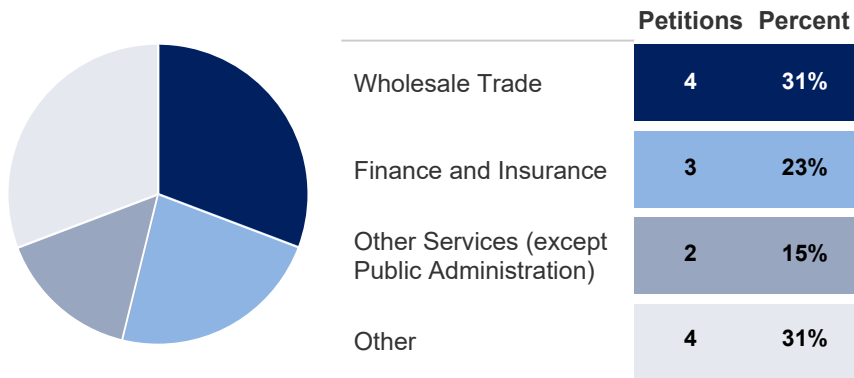
The Trade Adjustment Assistance (TAA) Program is administered by the Employment and Training Administration to provide adversely affected workers with opportunities to obtain the skills, credentials, resources, and support necessary to *(re)build skills for future jobs*. Each fiscal year, the TAA Program invests in training funds to serve workers impacted by foreign trade and helps those eligible for TAA get ready to work through tailored training for new skills that create pathways to well-paying, middle-class jobs.

This state profile uses TAA Program data in fiscal year 2020 and other publicly available administrative data from 2016–2020 to show both a snapshot and trends over time of the program.

KEY BENEFITS OF TAA

- Up to 2 years of tuition-free training
- Income support while in training
- Wage supplements for older workers
- Job search allowances
- Health coverage tax credit
- Relocation allowances

TAA PETITIONS BY INDUSTRY SECTOR IN NEW JERSEY, FISCAL YEAR 2020



EMPLOYMENT TRENDS IN THE THREE LARGEST INDUSTRIES IN NEW JERSEY (Numbers in thousands)

Industry	2015	2016	2017	2018	2019	Percent Change
Health Care and Social Assistance	633	642	652	665	678	7.1%
Public Administration	613	610	612	612	614	0.1%
Retail Trade	548	547	549	543	536	-2.2%

Sources: Bureau of Economic Analysis. *Total full-time and part-time employment by industry (SAEMP25)*, 2015–2019. TAA program and petition data available at: <https://www.dol.gov/agencies/eta/tradeact/data>.

TAA PETITIONS CERTIFIED

13
NJ

770
U.S.

ESTIMATED WORKERS COVERED BY TAA

843
NJ

96,111
U.S.

TAA FEDERAL FUNDS ALLOCATED

\$11.4M
NJ

\$553.0M
U.S.

TAA PARTICIPANT OUTCOMES IN FISCAL YEAR 2020



63%

of TAA participants in New Jersey **found new jobs**



84%

of TAA participants in New Jersey **received training**

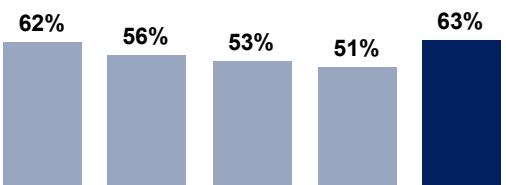


80%

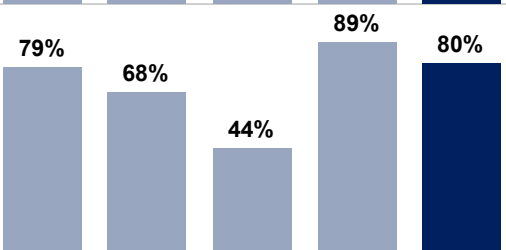
of TAA participants who completed training in New Jersey **received credentials**

TRENDS IN TAA OUTCOMES IN NEW JERSEY BY FISCAL YEAR

TAA participants who found new jobs



TAA participants who completed training and received credentials



FY 2016 FY 2017 FY 2018 FY 2019 FY 2020