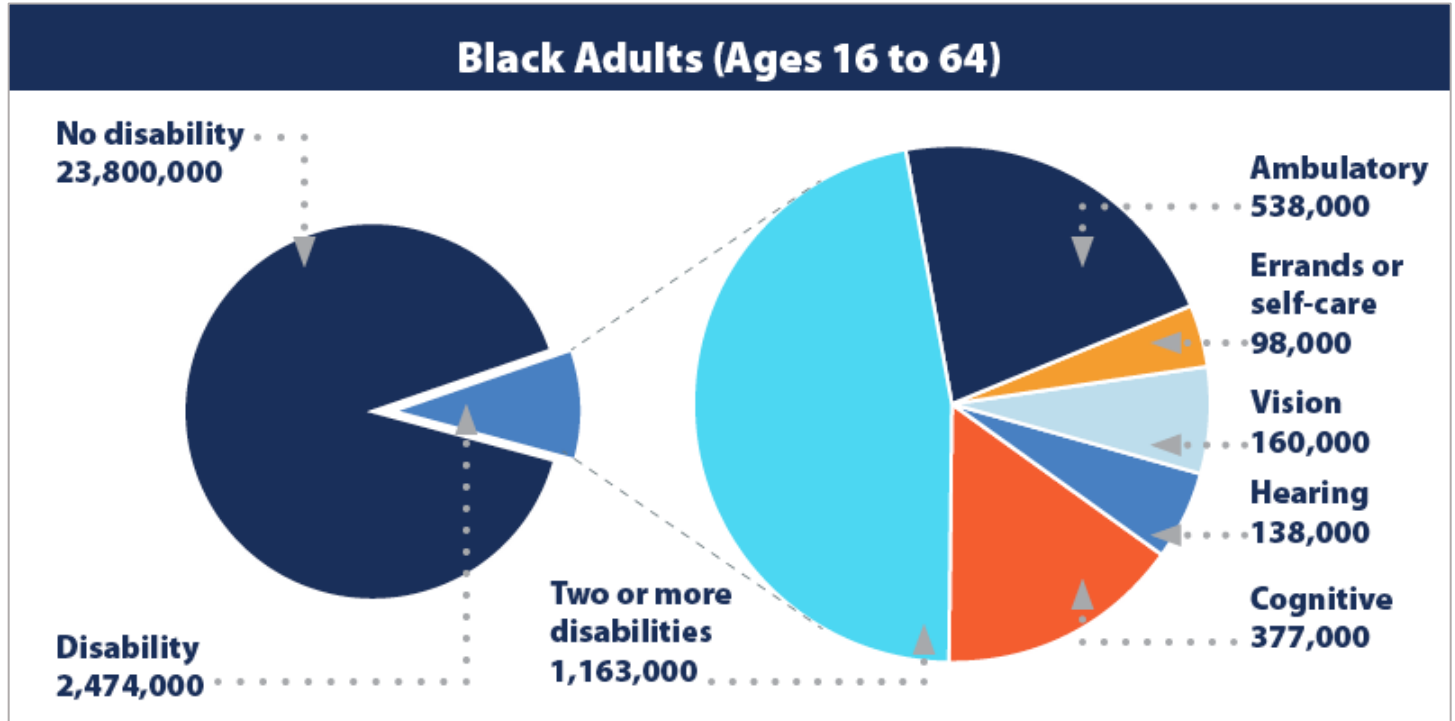


BLACK WORKERS WITH DISABILITIES IN THE LABOR FORCE: DID YOU KNOW?

Disability is a natural part of the human experience, including within the Black community. Here are a few facts to know about Black adults (age 16+) with disabilities within the US workforce:

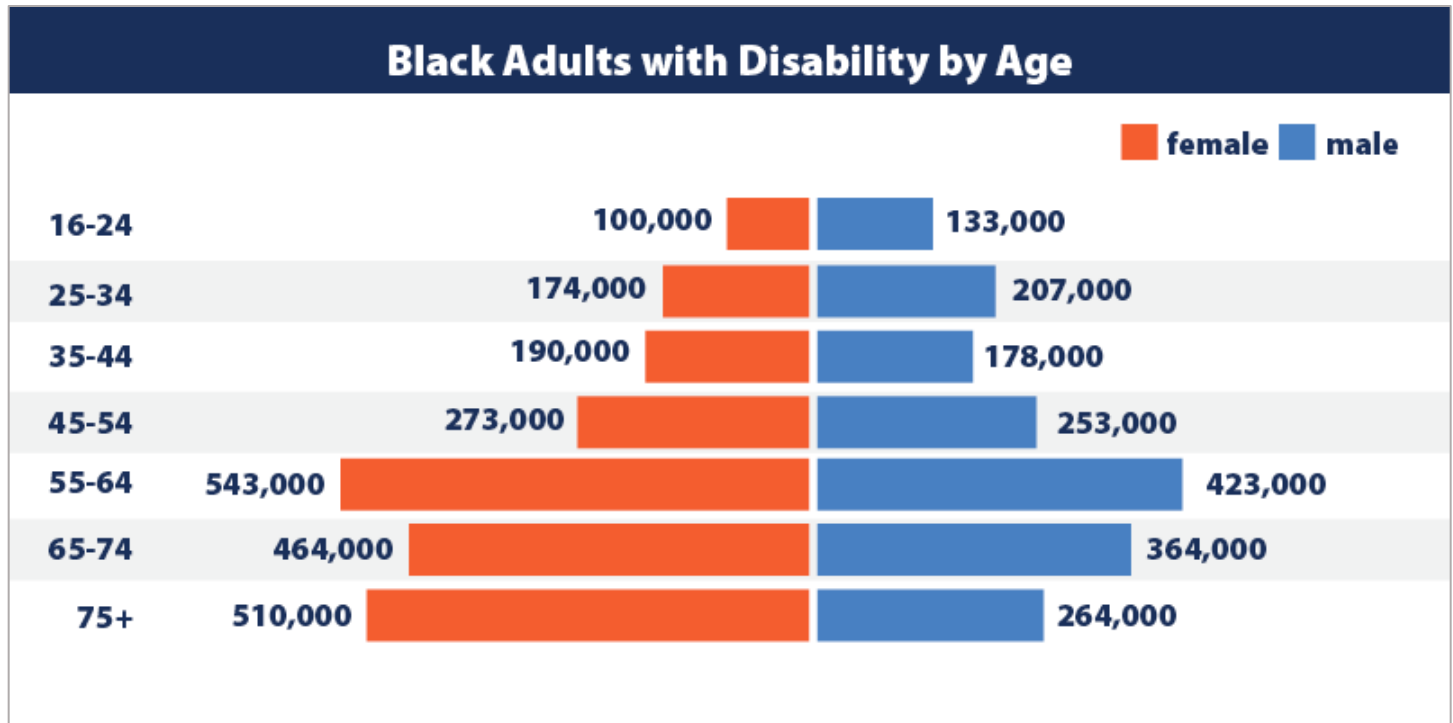
Nearly 2.5 million working age Black adults (ages 16 to 64) have a disability in the United States.



Notes: Universe includes civilian, non-institutionalized, non-Hispanic, Black adults ages 16 to 64. We consider a person answering “yes” to any one of the six difficulty questions (hearing difficulty, vision difficulty, cognitive difficulty, ambulatory difficulty, self-care difficulty, and independent living difficulty) to have a disability. N = 81,793.

Source: Authors’ calculations using the Current Population Survey 2021, annual averages

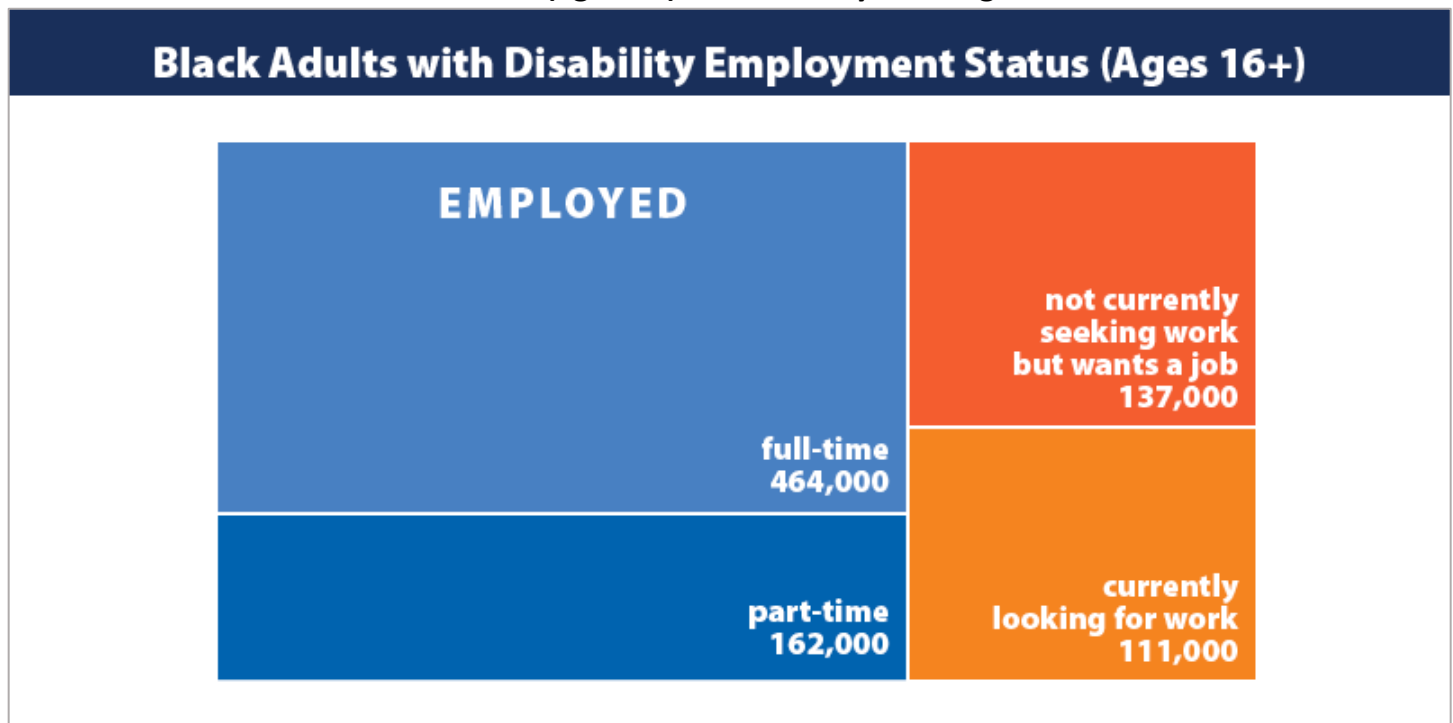
Black women and men with disabilities (age 16+) are in all stages of life.



Notes: Universe includes civilian, non-institutionalized, non-Hispanic, Black adults ages 16+. N = 103,220.

Source: Authors' calculations using the Current Population Survey 2021, annual averages

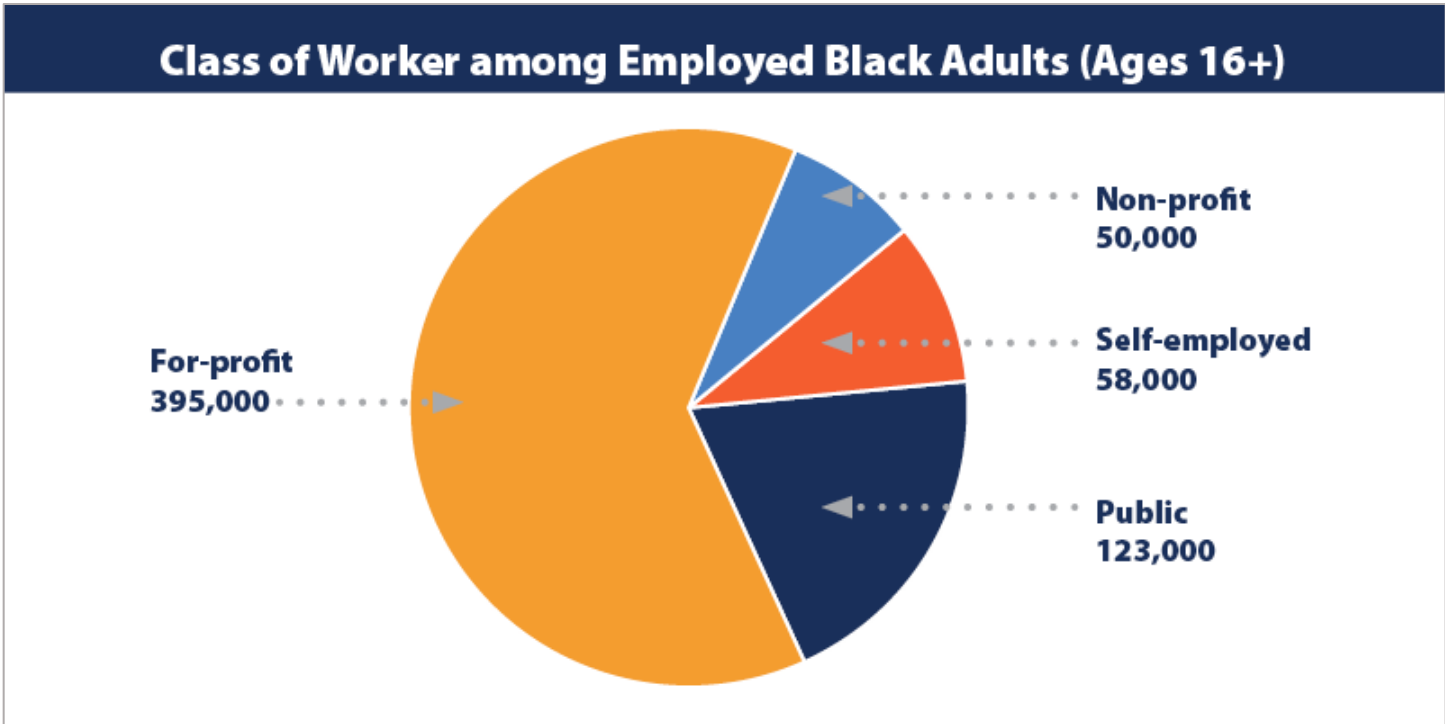
874,000 Black adults with disabilities (age 16+) are currently working or want to work.



Notes: Universe includes civilian, non-institutionalized, non-Hispanic, Black adults ages 16+. N = 103,220.

Source: Authors' calculations using the Current Population Survey 2021, annual averages

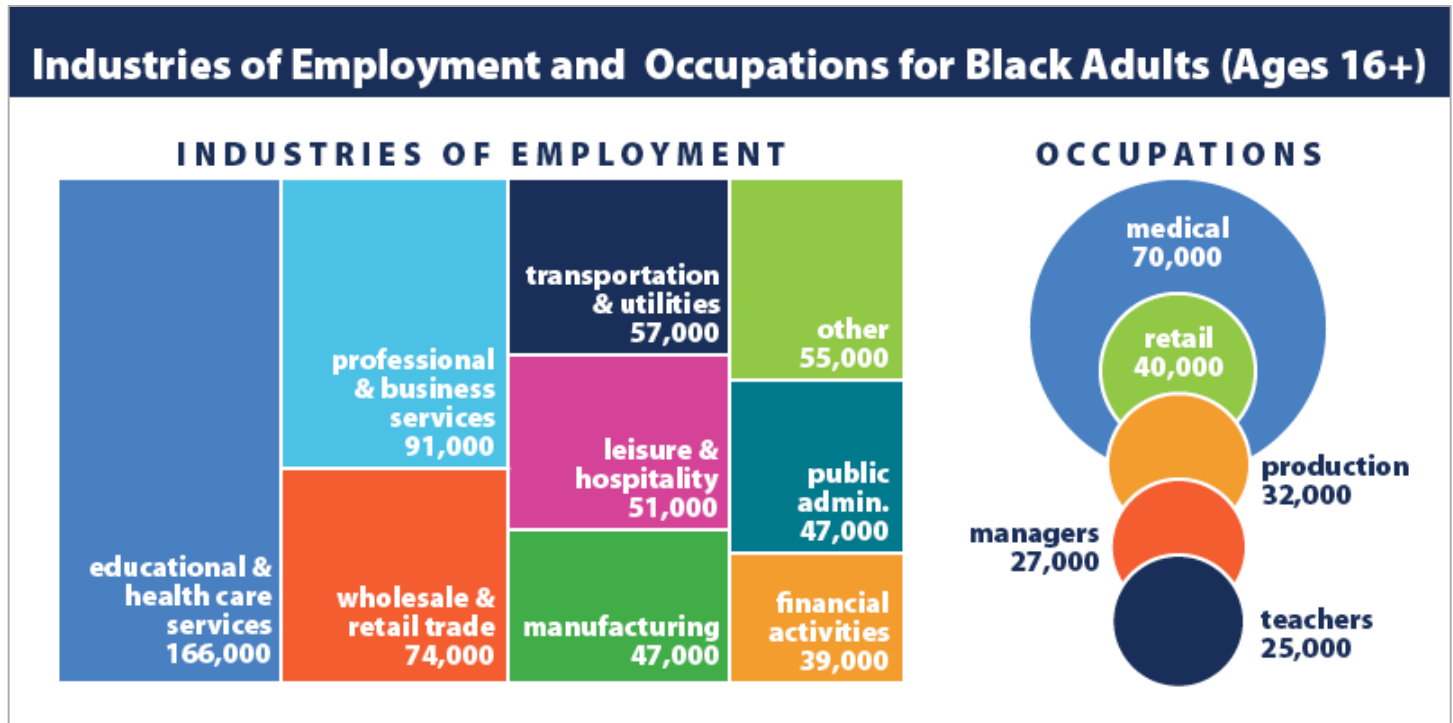
568,000 Black workers with disabilities (age 16+) hold wage and salary jobs in the public, private or non-profit sectors. 58,000 Black adults with disabilities (age 16+) are self-employed.



Notes: Universe includes civilian, non-institutionalized, non-Hispanic, Black adults ages 16+. N = 103,220. The self-employed are those who work for profit or fees in their own businesses, professions, trades, or farms. Unless otherwise specified, CPS estimates of the self-employed published by BLS reflect only people whose businesses are unincorporated. In most CPS estimates, the incorporated self-employed are classified as wage and salary workers. This is because, technically, the incorporated self-employed are paid employees of their corporation.

Source: Authors' calculations using the Current Population Survey 2021, annual averages

Black adults with disabilities (age 16+) work in a range of industries, with the largest numbers in either educational and healthcare services or professional and business services. They also hold a variety of occupations, including medical professions, retail, production, managerial positions and teachers.



Notes: Universe includes civilian, non-institutionalized, non-Hispanic, Black adults ages 16+. N = 103,220.
 Source: Authors' calculations using the Current Population Survey 2021, annual averages

Authors

This data brief was prepared by staff in the Office of Disability Employment Policy (ODEP) in the U.S. Department of Labor: David Rosenblum, Senior Economist; Amy Fong, Mathematical Statistician; Jackson Costa, Senior Economist; Savi Swick, Director of Research and Evaluation. For further information please email Rosenblum.David.B@dol.gov or call (202) 693-7840.

About ODEP

The Office of Disability Employment Policy (ODEP) promotes policies and coordinates with employers and all levels of government to increase workplace success for people with disabilities. ODEP's mission is to develop and influence policies and practices that increase the number and quality of employment opportunities for people with disabilities. For more information please visit: <https://www.dol.gov/agencies/odep>.