


ADF Desktop Integrator Workforce Compensation


The [REDACTED] function is a two-way process for optional Compensation worksheet download and upload. Allocations can be made in an [REDACTED] offline (optional) and uploaded to Workforce Compensation. The exported file will be a macro based file.

Installation of the [REDACTED] and configuration of [REDACTED] is required before using the [REDACTED] function which is accessed from the [REDACTED] toolbar.



Installing the ADF Desktop Integrator

1. Go to [REDACTED]




Click the link and download the **.exe** file to your Desktop.

2. Double click the [REDACTED] file to install the ADF Desktop Integrator



3. Go to your computer's **Control Panel > Programs and Features** page and verify the ADF Desktop Integrator has been installed



Configure [REDACTED] when using ADF Desktop Integrator

After installing the ADF Desktop Integrator, verify the [REDACTED] is active in [REDACTED] with the following steps.

[REDACTED] configuration settings:

1. Open [REDACTED]
2. Go to [REDACTED]
3. Click [REDACTED]
4. Click [REDACTED]
5. Under [REDACTED]
6. Click **OK**
7. Under [REDACTED] click [REDACTED] and verify [REDACTED] is in the [REDACTED] list.

If the ADF Desktop Integrator is not in the [REDACTED] list:

1. Go to Options; click [REDACTED]
2. Go to the [REDACTED] at the bottom of the page
3. Select [REDACTED] from the list and click [REDACTED]
4. Find and highlight the ADF add-in; click [REDACTED]
5. Return to the [REDACTED] list, select [REDACTED] and click [REDACTED]
6. In the [REDACTED] list, check the box for the ADF Desktop Integrator and click [REDACTED] to enable the add-in.
7. Under [REDACTED], click [REDACTED] and verify "[REDACTED]" is in the [REDACTED]
8. Under [REDACTED], click [REDACTED], and click [REDACTED]
(NOTE: This [REDACTED] is different than the [REDACTED] in the previous steps).
9. Verify that none of the [REDACTED] boxes are checked
 - a. Require [REDACTED] to be signed by [REDACTED]
 - b. Disable notifications for [REDACTED] (code will remain disabled)
 - c. Disable all [REDACTED] (may impair functionality).

Having issues?

Here are some items to check.

Set Internet Trusted Site options and check the Trusted Site settings.

- Go to *Internet Options > Security*. Select *Local Intranet* zone
- Click the *Sites* button
- You should have *Automatically detect intranet network* checked
 - Click the *Advanced* button
 - Insure the box for *Require server verification (https) for all sites in this zone* is unchecked

- If the [REDACTED] does not work, consider running the [REDACTED] a simple diagnostic tool to help identify basic setup issues.

Uninstall an Older Version of the ADF Desktop Integrator

- Go to *Start > Control Panel > Programs and Features*
- Select *Oracle Desktop ADF Desktop Integration Runtime Add-in for Excel*
- Click *Uninstall*