


EMPLOYMENT AND TRAINING ADMINISTRATION ADVISORY SYSTEM U.S. DEPARTMENT OF LABOR Washington, D.C. 20210	CLASSIFICATION WIOA Performance
	CORRESPONDENCE SYMBOL OPDR/OWI
	DATE August 23, 2017

ADVISORY: TRAINING AND EMPLOYMENT GUIDANCE LETTER WIOA NO. 10-16, CHANGE 1- OPERATING GUIDANCE for the WORKFORCE INNOVATION AND OPPORTUNITY ACT (referred to as WIOA)

TO: STATE AND LOCAL STAKEHOLDERS IN THE WORKFORCE
INNOVATION AND OPPORTUNITY ACT
STATE WORKFORCE AGENCIES
STATE WORKFORCE ADMINISTRATORS
STATE WORKFORCE LIAISONS

FROM: BYRON ZUIDEMA 
Deputy Assistant Secretary

SUBJECT: Performance Accountability Guidance for Workforce Innovation and Opportunity Act (WIOA) Title I, Title II, Title III, and Title IV Core Programs

1. **Purpose.** This guidance updates Training and Employment Guidance Letter (TEGL) 10-16 published December 19, 2016 developed jointly by the U.S. Departments of Labor (DOL) and Education (ED) (the Departments). Within ED, the Office of Career, Technical, and Adult Education (OCTAE) and the Rehabilitation Services Administration (RSA) will update Program Memorandum (PM) 17-2 and Technical Assistance Circular (TAC) 17-01 respectively. The updated guidance provides clarifying language and corrections to the operating parameters and to the calculations of the numerators and denominators for the WIOA primary indicators of performance.

The purpose of this guidance is to provide sub-regulatory guidance on the requirements set forth in WIOA, related to the implementation and operation of the performance accountability system under section 116 of WIOA and the implementing joint regulations in 20 CFR part 677 and 34 CFR parts 361 and 463. As explained further in this guidance, WIOA requires all States and direct grantees of the Departments to collect and report information on all the participants described in this TEGL.

RESCISSIONS TEGL 10-16	EXPIRATION DATE Continuing
----------------------------------	--------------------------------------

WIOA, signed into law on July 22, 2014, is designed to help job seekers access employment, education, training, and support services to succeed in the labor market and to match employers with the skilled workers they need to compete in the global economy. WIOA supersedes titles I and II of the Workforce Investment Act of 1998 (WIA) and amends the Wagner-Peyser Act and the Rehabilitation Act of 1973.

The WIOA Joint Rule for Unified and Combined State Plans, Performance Accountability, and the One-Stop System Joint Provisions (Joint WIOA Final Rule) was published in the Federal Register on August 19, 2016, at 81 FR 55791, and took effect on October 18, 2016. This guidance is based on the statutory requirements of WIOA, as well as its implementing final regulations.

2. **References.** See **Attachment 11**.
3. **Background.** DOL published TEGL 10-16 on December 19, 2016. This replacement guidance, TEGL 10-16, Change 1, clarifies various aspects of the operational parameters and specifications of the indicators of performance, as well as makes multiple edits. **Attachment 12** outlines the substantive and technical revisions made in this replacement guidance.

As stated in TEGL 10-16, PM 17-2, and TAC 17-01, section 116 of WIOA establishes performance accountability indicators and performance reporting requirements to assess the effectiveness of States and local areas in achieving positive outcomes for individuals served by the workforce development system's six core programs. These six core programs are the Adult, Dislocated Worker, and Youth programs, authorized under WIOA title I and administered by DOL; the Adult Education and Family Literacy Act (AEFLA) program, authorized under WIOA title II and administered by ED; the Employment Service program authorized under the Wagner-Peyser Act, as amended by WIOA title III and administered by DOL; and the Vocational Rehabilitation (VR) program authorized under title I of the Rehabilitation Act of 1973, as amended by WIOA title IV and administered by ED. WIOA provides a historic opportunity to align performance-related definitions, streamline performance indicators, integrate reporting, and ensure comparable data collection and reporting across all six of these core programs, while also implementing program-specific requirements related to data collection and reporting.

Through this guidance, the Departments elaborate on the performance accountability requirements in section 116 of WIOA, part 677 of the Joint WIOA Final Rule (also reproduced in 34 CFR parts 361 (VR) and 463 (AEFLA)), and the performance reporting requirements in the WIOA Joint Performance Accountability Information and Reporting System (WIOA Performance ICR), approved by the Office of Management and Budget (OMB) on June 30, 2016 as No. 1205-0526. Specifically, this TEGL addresses the:

- Methodology for calculating the six primary indicators of performance for the core programs;
- Definitions of: (1) reportable individual, (2) participant, (3) exit, and (4) period of participation; and
- Guidance related to: (1) career services vs. training services, (2) core services, (3) incumbent worker training, and (4) indicator of performance score calculation.

Where applicable, this document refers to data elements in the WIOA Joint Participant Individual Record Layout (Joint PIRL).¹ Additional references are also made to the DOL-only PIRL, as applicable for the DOL-administered programs.

The specific sections of this guidance can be found on the following pages:

Section	Page
Primary Indicators of Performance	5
A. Employment Rate – 2nd Quarter After Exit	8
A-1. Title I Youth Education and Employment Rate – 2nd Quarter After Exit Quarter	9
B. Employment Rate – 4th Quarter After Exit	9
B-1. Title I Youth Education and Employment Rate – 4th Quarter After Exit Quarter	10
C. Median Earnings – 2nd Quarter After Exit	11
D. Credential Attainment	12
E. Measurable Skill Gains	18
F. Effectiveness in Serving Employers	24
Categories of Enrollment: Reportable Individual, Participant & Date of Exit from the program	30
Self-Service and Information-Only Activities	37
Period of Participation	38
Career Service and Training Service Guidance	39
Incumbent Worker Training Under Title I	43

¹ ETA Form-9170, the WIOA Participant Individual Record Layout (Joint PIRL), has been approved with OMB Control Number 1205-0526 (Workforce Innovation and Opportunity Act Common Performance Reporting, expiration date June 30, 2019), available at https://doleta.gov/performance/reporting/eta_default.cfm. The PIRL provides a standardized set of data elements, definitions, and reporting instructions used to describe the characteristics, activities, and outcomes of WIOA participants.

4. **Revisions.** TEGL 10-16, Change 1 rescinds and replaces TEGL 10-16 published on December 19, 2016. **Attachment 12** summarizes substantive and technical revisions in the order in which they appear. The remainder of this guidance remains unchanged.

5. **List of Attachments.**

- **Attachment 1:** Definitions of Terms Related to the Performance Accountability System
- **Attachment 2:**
 - **Table A:** Exclusions (PIRL Data Element 923): Title I Adult, Title I Dislocated Worker, Title II AEFLA, Title III Employment Service, and Title IV VR Programs;
 - **Table B:** Exclusions (PIRL Data Element 923): Title I Youth program; and
 - **Table C:** Exclusions: Sec. 225 of WIOA
- **Attachment 3:** Wage Conversion Chart
- **Attachment 4:**
 - **Table – A:** Effectiveness in Serving Employers’ Data Elements Specifications
 - **Table – B:** Effectiveness in Serving Employers’ Specifications: Employer Repeat Business Customers and Penetration Rate
- **Attachment 5:** Periods of Participation – Effects on Indicators of Performance
- **Attachment 6:** Examples of Counting Periods of Participation for Exit-Based Indicators of Performance
- **Attachment 7:**
 - **Table – A:** Participation Level Services Chart – WIOA Title I Adult, Title I Dislocated Worker and Title III Wagner-Peyser Act Employment Service Program;
 - **Table – B:** Participation Level Services Chart – WIOA Title I Youth Program;
 - **Table – C:** Applicable Career and Training Services for WIOA Title II AEFLA Program; and
 - **Table – D:** Participation Level Services Chart – WIOA Title IV VR Program
- **Attachment 8:** Incumbent Worker Training Required Data Elements
- **Attachment 9:** Calculation – Average Indicator of Performance Score
- **Attachment 10:** Calculations – WIOA Indicators of Performance
- **Attachment 11:** References – WIOA Operating Guidance
- **Attachment 12:** Change 1 Substantive Revisions Index

6. **Definitions of Terms Related to the Performance Accountability System.**

This guidance uses the following terms. See **Attachment 1** for complete definitions.

- Common Exit
- Competitive Integrated Employment

- Customized Training
- Employment
- Exit
- Incumbent worker
- Integrated Education and Training Program (IET)
- Participant
- Participant Individual Record Layout
- Period of participation
- Reportable individual
- Secondary school diploma
- Unsubsidized employment

7. Primary Indicators of Performance.

Under section 116(b)(2)(A) of WIOA, there are six primary indicators of performance:

- A. Employment Rate – 2nd Quarter After Exit: The percentage of participants who are in unsubsidized employment during the second quarter after exit from the program (for title I Youth, the indicator is the percentage of participants in education or training activities, or in unsubsidized employment during the second quarter after exit);
- B. Employment Rate – 4th Quarter After Exit: The percentage of participants who are in unsubsidized employment during the fourth quarter after exit from the program (for title I Youth, the indicator is the percentage of participants in education or training activities, or in unsubsidized employment during the fourth quarter after exit);
- C. Median Earnings – 2nd Quarter After Exit: The median earnings of participants who are in unsubsidized employment during the second quarter after exit from the program;
- D. Credential Attainment: The percentage of those participants enrolled in an education or training program (excluding those in on-the-job training (OJT) and customized training) who attain a recognized postsecondary credential or a secondary school diploma, or its recognized equivalent, during participation in or within one year after exit from the program. A participant who has attained a secondary school diploma or its recognized equivalent is included in the percentage of participants who have attained a secondary school diploma or its recognized equivalent only if the participant also is employed or is enrolled in an education or training program leading to a recognized postsecondary credential within one year after exit from the program;

E. Measurable Skill Gains: The percentage of program participants who, during a program year, are in an education or training program that leads to a recognized postsecondary credential or employment and who are achieving measurable skill gains, defined as documented academic, technical, occupational, or other forms of progress, towards such a credential or employment. Depending on the type of education or training program, documented progress is defined as one of the following:

1. Documented achievement of at least one educational functioning level of a participant who is receiving instruction below the postsecondary education level;
2. Documented attainment of a secondary school diploma or its recognized equivalent;
3. Secondary or postsecondary transcript or report card for a sufficient number of credit hours that shows a participant is meeting the State unit's academic standards²;
4. Satisfactory or better progress report, towards established milestones, such as completion of OJT or completion of one year of an apprenticeship program or similar milestones, from an employer or training provider who is providing training; or
5. Successful passage of an exam that is required for a particular occupation or progress in attaining technical or occupational skills as evidenced by trade-related benchmarks such as knowledge-based exams.

F. Effectiveness in Serving Employers: WIOA sec. 116(b)(2)(A)(i)(VI) requires the Departments to establish a primary indicator of performance for effectiveness in serving employers. The Departments are piloting three approaches designed to gauge three critical workforce needs of the business community.

- Approach 1 – Retention with the same employer – addresses the programs' efforts to provide employers with skilled workers;
- Approach 2 – Repeat Business Customers – addresses the programs' efforts to provide quality engagement and services to employers and sectors and establish productive relationships with employers and sectors over extended periods of time; and

² Within each State there is an administrative unit that provides authorization to postsecondary institutions within the State. States differ in the requirements to which they hold postsecondary institutions responsible for satisfactory progress. Progress for WIOA purposes must comply with any applicable State standards. Likewise, every State has a State educational agency that establishes education standards for secondary education within the State, which would apply for purposes of determining if a participant is meeting the State's academic standards.

- Approach 3 – Employer Penetration Rate – addresses the programs’ efforts to provide quality engagement and services to all employers and sectors within a State and local economy.

Since this indicator is a new approach for measuring performance under WIOA’s six core programs, the Departments have implemented a pilot program during which States must select two of the three approaches to report data that the Departments will use to assess a permanent indicator. States may also voluntarily develop an additional State-specific approach. The Departments will evaluate State experiences with the various approaches and plan to identify a standardized indicator that the Departments anticipate will be implemented no later than the beginning of Program Year 2019.

The methodologies for calculating most of the primary indicators of performance are written as equations (see **Attachment 10**), clearly identifying which cohorts are in the numerator and which cohorts are in the denominator. In cases where there are conditions that apply to both the numerator and denominator, the condition is represented in italics at the beginning of the discussion about the indicator.

These primary indicators of performance apply to all six core programs, except that the indicators for credential attainment and measurable skill gains do not apply to the title III Employment Service program.

For the three employment-related performance indicators (employment rate in the second and fourth quarters after exit and median earnings in the second quarter after exit), status in unsubsidized employment and quarterly earnings may be determined by direct Unemployment Insurance (UI) wage match, Federal employment records, military employment records, or supplemental wage information. Participants who are in the military or in a Registered Apprenticeship program are also considered as employed, and their quarterly earnings are calculated, for the purpose of these indicators. Supplemental wage information may be collected in those circumstances where quarterly wage records are not available or may not apply (e.g. for participants who are self-employed, or for participants who decline to provide a social security number (SSN)). States must submit supplemental wage information to the Departments by using the data reporting instruments (i.e., PIRL and Statewide and Local Performance Report Template and Specifications). The Departments will provide specific protocols on the use and reporting of supplemental wage information in future guidance.

In addition, as set forth in more detail in **Attachment 2, Table A** and **Attachment 2, Table B**, under very limited circumstances, some participants who exit programs are excluded from the performance calculations for the six indicators. These categories of exclusions apply to

participants in all six core programs who exit for any of the reasons described in **Attachment 2, Tables A and B**. Additionally, participants receiving services under WIOA sec. 225 are excluded from exit-based measures described in **Attachment 2, Table C**.

Furthermore, participants who have exited a program, but for whom exit-based information (e.g., employment-related information) is not yet available, are not included in performance calculations until such data subsequently become available. For the employment-related indicators (i.e., employment rate in the second and fourth quarters after exit, and median earnings in the second quarter after exit), if employment status is recorded as “Information not yet available” or if total earnings are recorded as “999999.99” (data were not yet available), the participant record will be excluded from the performance calculations. The Departments anticipate, however, that data for the employment indicators will generally be available, as there is a two-quarter lag built into the reporting times for the employment- and wage-based indicators to allow time for reporting participant exit and conducting direct UI wage record match.

The methodology for calculating the primary indicators of performance for the core programs, and the operational parameters determining the population assessed for each primary indicator, are as follows.

A. Employment Rate – 2nd Quarter After Exit

Employment Rate – 2nd Quarter After Exit is the percentage of program participants who are in unsubsidized employment during the second quarter after exit from the program.

Methodology:

Calculation includes all program participants, except those participating in the title I Youth program (which will be discussed separately below):

The number of participants who exited during the reporting period who are found to be employed, either through direct UI wage record match, Federal or military employment records, or supplemental wage information, in the second quarter after the exit quarter DIVIDED by the number of participants who exited during the reporting period. This is described in **Attachment 10, Figure 1**.

Operational Parameters:

When calculating levels of performance for this indicator, States must include all participants exiting the title I Adult, title I Dislocated Worker, title II AEFLA, title III Employment Service, and title IV VR programs, except States must not include (in either the numerator or denominator) those participants who exit during the reporting period for

any of the reasons listed in **Attachment 2, Table A** or **Attachment 2, Table C** (PIRL 923) regarding exclusions.

A-1. Title I Youth Education and Employment Rate – 2nd Quarter After Exit

Title I Youth Education and Employment Rate – 2nd Quarter After Exit is the percentage of title I Youth program participants who are in education or training activities, or in unsubsidized employment, during the second quarter after exit from the program.

Methodology:

Calculation includes all title I Youth program participants:

The number of title I Youth program participants who exited during the reporting period who are found to be employed, either through direct UI wage record match, Federal or military employment records, or supplemental wage information, OR found to be enrolled in secondary education, postsecondary education, or occupational skills training (including advanced training) in the second quarter after the exit quarter DIVIDED by the number of title I Youth program participants who exited the program during the reporting period. This is described in **Attachment 10, Figure 2**.

Operational Parameters:

Calculations for determining levels of performance for this indicator include all participants who exit the title I Youth program except those that exit for any of the reasons listed in **Attachment 2, Table B** or **Attachment 2, Table C** (PIRL 923). Title I Youth who are in the AmeriCorps program or Job Corps program in the second quarter after exit are counted as a success in the training portion of the indicator.

B. Employment Rate – 4th Quarter After Exit

Employment Rate – Fourth Quarter After Exit is the percentage of program participants who are in unsubsidized employment during the fourth quarter after exit from the program.

Methodology:

Calculation includes all program participants, except those participating in the title I Youth program (which will be discussed separately below):

The number of participants who exited during the reporting period who are found to be employed, either through direct UI wage record match, Federal or military

employment records, or supplemental wage information, in the fourth quarter after the exit quarter DIVIDED by the number of participants who exited during the reporting period. This is described in **Attachment 10, Figure 3**.

Operational Parameters:

Calculation of levels of performance for this indicator includes all participants who exit from the title I Adult, title I Dislocated Worker, title II AEFLA, title III Employment Service, and title IV VR programs, except States must not include (in either the numerator or denominator) those who exit for any of the reasons listed in **Attachment 2, Table A**.

B - 1. Title I Youth Education and Employment Rate – 4th Quarter After Exit

Title I Youth Education and Employment Rate – Fourth Quarter After Exit is the percentage of program participants who are in education or training activities, or in unsubsidized employment, during the fourth quarter after exit from the program.

Methodology:

Calculation includes all title I Youth program participants who exit from the program:

The number of title I Youth program participants who exited the program during the reporting period who are found to be employed, either through direct UI wage record match, Federal or military employment records, or supplemental wage information, OR found to be enrolled in secondary education, postsecondary education, or occupational skills training (including advanced training) in the fourth quarter after the exit quarter DIVIDED by the number of title I Youth program participants who exited the program during the reporting period. This is described in **Attachment 10, Figure 4**.

Operational Parameters:

Calculation of levels of performance for this indicator includes all participants who exit from the title I Youth program, except those who exit for any of the reasons listed in **Attachment 2, Table B**. Title I Youth who are in the AmeriCorps program or Job Corps program in the fourth quarter after exit are counted as a success in the training portion of the indicator.

C. Median Earnings – 2nd Quarter After Exit

Median Earnings – 2nd Quarter After Exit is the median earnings of program participants who are in unsubsidized employment during the second quarter after exit from the program, as established through direct UI wage record match, Federal or military employment records, or supplemental wage information.

Methodology:

To calculate the median earnings for all participants employed in the second quarter after exit from any of the core programs, including the title I Youth program:

Total quarterly earnings, for all participants employed in the second quarter after exit, are collected by either direct wage record match or supplemental wage information. The collected quarterly wage information values are listed in order, from the lowest to the highest value. The value in the middle of this list is the median earnings value, where there is the same quantity of numbers above the median number as there is below the median number. This is described in **Attachment 10, Figure 5**.

The Wage Conversion Chart (**Attachment 3**) is used to convert supplemental wage information values that do not represent the total amount a participant earned in the second quarter after exit. When using the Wage Conversion Chart it is important to distinguish between wage and earnings. Wage is a ratio of earnings over a specific period of time. The Wage Conversion Chart should be used only when the wage rate—and not the earnings information—is available.

Operational Parameters:

The following participants and any associated earnings figures are excluded from the calculation for median earnings:

1. Participants who have exited and are not employed in the second quarter after exit (PIRL 1602 – Employed in 2nd Quarter After Exit Quarter – with code value 0)
2. Participants who have exited a program and for whom earnings information is not yet available:
 - PIRL 1602 – Employed in 2nd Quarter After Exit Quarter – with code 09 (Information not yet available); or
 - PIRL 1603 – Type of Employment Match 2nd Quarter After Exit Quarter – with code value 5 (Information not yet available); or
 - PIRL 1704 – Wages 2nd Quarter After Exit Quarter – with code value 999999.99 or blank.

There is a two quarter lag built into the reporting times for the wage- and employment-based indicators to allow time for reporting participant exit and conducting direct wage record match. After two quarters, if the information is still not available, wages will be converted to \$0 permanently. Wages reported as \$0 will indicate that the participant was not employed in the second quarter after exit, thereby counting as a negative outcome in the Employment Rate 2nd Quarter After Exit indicator and excluding that participant from the Median Earnings 2nd Quarter After Exit indicator.

3. Participants who have exited from a program and who have \$0 income. For purposes of the VR program, these participants would include unpaid family workers and homemakers.
4. Participants who have exited a program and are in subsidized employment.
5. Participants who have exited for any of the reasons listed in **Attachment 2, Tables A through C**.

D. Credential Attainment

Credential Attainment is the percentage of those participants enrolled in an education or training program (excluding those in OJT and customized training) who attained a recognized **postsecondary** credential or a **secondary** school diploma, or its recognized **equivalent**, during participation in or within one year after exit from the program.

A participant who has attained a **secondary** school diploma or its recognized **equivalent** is included in the percentage of participants who have attained a secondary school diploma or its recognized equivalent **only** if the participant also is employed or is enrolled in an education or training program leading to a recognized postsecondary credential within one year after exit from the program.

Methodology:

Calculation includes all participants who exited from a program and were in either a postsecondary education or training program (other than OJT and customized training) OR in a secondary education program at or above the 9th grade level without a secondary school diploma or its equivalent:

The number of participants who exited during the reporting period who obtained a recognized postsecondary credential during the program or within one year after exit

OR those who were in a secondary education program and obtained a secondary school diploma or its recognized equivalent during the program or within one year after exit and were also employed, or in an education or training program leading to a recognized postsecondary credential within one year after exit DIVIDED by the number of participants enrolled in an education or training program (excluding those in OJT and customized training) who exited during the reporting period. This is described in **Attachment 10, Figure 6**.

Operational parameters:

Credential Attainment: This indicator measures attainment of two types of credentials: either a recognized postsecondary credential, or a secondary school diploma or its recognized equivalent.

Definition of a Recognized Postsecondary Credential:

A recognized postsecondary credential is defined as a credential consisting of an industry-recognized certificate or certification, a certificate of completion of an apprenticeship, a license recognized by the State involved or Federal government, or an associate or baccalaureate degree, as well as graduate degrees for purposes of the VR program as required by section 103(a)(5) of the Rehabilitation Act of 1973, as amended by title IV of WIOA. A recognized postsecondary credential is awarded in recognition of an individual's attainment of measurable technical or industry/occupational skills necessary to obtain employment or advance within an industry/occupation. These technical or industry/occupational skills generally are based on standards developed or endorsed by employers or industry associations.

Certificates awarded by workforce development boards (WDBs) and work readiness certificates are not included in this definition because neither type of certificate is recognized industry-wide, nor documents the measurable technical or industry/occupational skills necessary to gain employment or advancement within an occupation. Likewise, such certificates must recognize technical or industry/occupational skills for the specific industry/occupation rather than general skills related to safety, hygiene, etc., even if such general skills certificates are broadly required to qualify for entry-level employment or advancement in employment.

A variety of different public and private entities issue recognized postsecondary credentials. Below is a list of the types of organizations and institutions that award recognized postsecondary credentials (not all credentials by these entities meet the definition of recognized postsecondary credential).

- A State educational agency or a State agency responsible for administering vocational and technical education within a State;
- An institution of higher education described in Section 102 of the Higher Education Act of 1965 (20 USC sec. 1002) that is qualified to participate in the student financial assistance programs authorized by title IV of that Act. This includes community colleges, proprietary schools, and all other institutions of higher education that are eligible to participate in Federal student financial aid programs;
- An institution of higher education that is formally controlled, or has been formally sanctioned or chartered, by the governing body of an Indian tribe or tribes.
- A professional, industry, or employer organization (e.g., National Institute for Automotive Service Excellence certification, National Institute for Metalworking Skills, Inc., Machining Level I credential) or product manufacturer or developer (e.g., recognized Microsoft Information Technology certificates, such as Microsoft Certified IT Professional (MCITP), Certified Novell Engineer, a Sun Certified Java Programmer, etc.) using a valid and reliable assessment of an individual's knowledge, skills and abilities;
- ETA's Office of Apprenticeship or a recognized State Apprenticeship Agency;
- A public regulatory agency, which awards a credential upon an individual's fulfillment of educational, work experience, or skill requirements that are legally necessary for an individual to use an occupational or professional title or to practice an occupation or profession (e.g., Federal Aviation Administration aviation mechanic license, or a State-licensed asbestos inspector);
- A program that has been approved by the Department of Veterans Affairs to offer education benefits to veterans and other eligible persons; or
- Job Corps, which issues certificates for completing career training programs that are based on industry skills standards and certification requirements.

Definition of a Secondary School Diploma or Recognized Equivalent:

For purposes of the credential attainment performance indicator, a secondary school diploma (or alternate diploma) (commonly referred to as high school diploma) is one that is recognized by a State and that is included for accountability purposes under the Elementary and Secondary Education Act of 1965 (ESEA), as amended by the Every

Student Succeeds Act (ESSA). A secondary school equivalency certification signifies that a student has completed the requirements for a high school education. The types of recognized equivalents, for those not covered under ESEA, that would satisfy this performance indicator are those recognized by a State.

Examples of secondary school diplomas, alternate diplomas, and recognized equivalents recognized by individual States include:

- Obtaining certification of attaining passing scores on a State-recognized high school equivalency test.
- Earning a secondary school diploma or State-recognized equivalent through a credit bearing secondary education program sanctioned by State law, code, or regulation.
- Obtaining certification of passing a State recognized competency-based assessment.
- Completion of a specified number of college credits.

Types of Acceptable Credentials: The following are acceptable types of credentials that count toward the credential attainment indicator:

- Secondary School diploma or recognized equivalent
- Associate's degree
- Bachelor's degree
- Graduate degree for purposes of the VR program
- Occupational licensure
- Occupational certificate, including Registered Apprenticeship and Career and Technical Education educational certificates
- Occupational certification
- Other recognized certificates of industry/occupational skills completion sufficient to qualify for entry-level or advancement in employment.

Note: WIOA sec. 3(52) defines a recognized postsecondary credential as a credential consisting of an industry-recognized certificate or certification, a certificate of completion of an apprenticeship, a license recognized by the State involved or Federal Government, or an associate or baccalaureate degree. Graduate degrees are not included in the definition of a recognized postsecondary credential. Therefore, graduate degrees do not count towards credential attainment, except for the title IV VR programs, which

are permitted to include graduate degrees as a type of recognized credential because of statutory and regulatory requirements specific to that program.³

Who is included in the Calculation of the Credential Attainment Indicator:

Participants who exit and are in a postsecondary education or training program, or who are in a secondary education program (at or above the 9th grade level) without a secondary school diploma or equivalent, are included in the credential attainment indicator, subject to the “Special Rule” below. However, participants enrolled in work-based OJT or customized training are excluded from this indicator because such training does not typically lead to a credential.

Special Rule Relating to Secondary School Diplomas and Recognized Equivalents in the Calculation of the Credential Attainment Indicator:

As required in WIOA sec. 116(b)(2)(A)(iii), participants who obtain a secondary school diploma or its recognized equivalent must also meet an additional condition before they are counted as a successful outcome and included in the numerator of the credential attainment indicator. These participants must be employed, or enrolled in an education or training program leading to a recognized postsecondary credential within one year following exit.

For each core program, a description of who is considered to be enrolled in an “education or training program”, and thus included in the credential attainment indicator, follows:

- **Title I Adult:** All Adult program participants who received training that was not OJT or Customized Training are included in the credential attainment indicator.
- **Title I Dislocated Worker:** All Dislocated Worker program participants who received training that was not OJT or Customized Training are included in the credential attainment indicator.
- **Title I Youth:** All in-school Youth (ISY) are included in the credential attainment indicator since they are attending secondary or postsecondary school. Only out-of-school Youth (OSY) who participate in one of the following are included in the credential attainment indicator:
 - the program element occupational skills training
 - secondary education at or above the 9th grade level during participation in the title I Youth program

³See sec. 103(a)(5) of the Rehabilitation Act of 1973 as amended by WIOA; 34 CFR 361.48(b)(6); and 81 FR 55629, 55677 (Aug. 19, 2016).

- postsecondary education during participation in the title I Youth program
 - Title II-funded adult education at or above the 9th grade level during participation in the title I Youth program
 - YouthBuild during participation in the title I Youth program
 - Job Corps during participation in the title I Youth program
- **Title II AEFLA:** The following AEFLA program participants are included in this measure:
 - For the secondary school diploma or recognized equivalent: Participants without a secondary school diploma or recognized equivalent, who were enrolled in a secondary education program at or above the 9th grade level.
 - For the recognized postsecondary credential: Participants who co-enrolled in a postsecondary education or training program.
- **Title IV VR:** The following VR program participants are included in this measure:
 - All participants who have participated in an educational or training program leading to a postsecondary credential.
 - All participants who are enrolled in secondary education and who have the attainment of a secondary school diploma or its equivalent identified on their Individualized Plan for Employment (IPE).

Exclusions from the Measure:

Participants who exited a program and who were enrolled in the following are excluded from the credential attainment indicator:

- a. OJT only;
- b. Customized training only; or
- c. The title III Employment Service program (Wagner-Peyser) only.

Also, participants who exit for any of the reasons listed in **Attachment 2, Tables A through C** are excluded from the credential attainment indicator.

E. Measurable Skill Gains

The Measurable Skill Gains indicator is the percentage of participants who, during a program year, are in an education or training program that leads to a recognized postsecondary credential or employment and who are achieving documented academic, technical, occupational, or other forms of progress, towards such a credential or employment (see 20 CFR sec. 677.155(a)(1)(v)).

The measurable skill gains indicator is used to measure interim progress of participants who are enrolled in education or training services for a specified reporting period. Therefore, it is not an exit-based measure. Instead, it is intended to capture important progressions through pathways that offer different services based on program purposes and participant needs and can help fulfill the vision for a workforce system that serves a diverse set of individuals with a range of services tailored to individual needs and goals.

Depending upon the type of education or training program in which a participant is enrolled, documented progress is defined as one of the following:

1. Documented achievement of at least one educational functioning level of a participant who is receiving instruction below the postsecondary education level;
2. Documented attainment of a secondary school diploma or its recognized equivalent;
3. Secondary or postsecondary transcript or report card for a sufficient number of credit hours that shows a participant is meeting the State unit's academic standards;
4. Satisfactory or better progress report, towards established milestones, such as completion of OJT or completion of one year of an apprenticeship program or similar milestones, from an employer or training provider who is providing training; or
5. Successful passage of an exam that is required for a particular occupation or progress in attaining technical or occupational skills as evidenced by trade-related benchmarks, such as knowledge-based exams.

Examples:

- A participant is enrolled in a 4-year registered apprenticeship program: the measurable skill gains indicator tracks the skills the participant gains throughout the reporting period, not just at the end of the 4-year training program.
- Low-skilled adult participants of an adult education program: the measurable skill gains indicator provides an opportunity to track and report gains in reading, writing, mathematics, and English proficiency.

Documenting Progress for Types of Measurable Skill Gains

1. **Documented achievement of at least one educational functioning level of a participant who is receiving instruction below the postsecondary level** – Programs may measure educational functioning level gain in one of three ways:
 - (a) States may compare the participant’s initial educational functioning level, as measured by a pre-test, with the participant’s educational functioning level, as measured by a post-test;⁴
 - (b) States that offer adult high school programs that lead to a secondary school diploma or its recognized equivalent may measure and report educational gain through the awarding of credits or Carnegie units; or
 - (c) States may report an educational functioning level gain for participants who exit a program below the postsecondary level and enroll in postsecondary education and training during the program year. A program below the postsecondary level applies to participants enrolled in a basic education program.
2. **Documented attainment of a secondary school diploma⁵ or its recognized equivalent** – Programs may document attainment of a secondary school diploma or its recognized equivalent if the participant obtains certification of attaining passing scores on all parts of a State-recognized high school equivalency test, or the participant obtains a diploma or State-recognized equivalent documenting satisfactory

⁴The approved pre- and post-tests must be based on the list of tests the Secretary of Education determines to be suitable for use in the National Reporting System for Adult Education. The list of approved assessments is published annually in the Federal Register. See *Tests Determined To Be Suitable for Use in the National Reporting System for Adult Education*; Department of Education, 81 FR 89920 (December 13, 2016).
<https://www.federalregister.gov/documents/2016/12/13/2016-29899/tests-determined-to-be-suitable-for-use-in-the-national-reporting-system-for-adult-education>.

⁵Secondary school diploma refers to a regular high school diploma, as defined in section 8101(43) of the ESEA, as amended by the ESSA.

completion of secondary studies or an alternate diploma⁶, including a high school or adult secondary school diploma.

- 3. Secondary or postsecondary transcript or report card for a sufficient number of credit hours that shows a participant is meeting the State unit's academic standards** – For secondary education, this gain may be documented through receipt of a secondary transcript⁷ or report card for one semester showing that the participant is achieving the State unit's policies for academic standards. For postsecondary education, this gain must demonstrate a sufficient number of credit hours—which is at least 12 hours per semester (or equivalent⁸) or, for part-time students, a total of at least 12 hours over the course of two completed semesters (or equivalent) during a 12 month period that shows a participant is achieving the State unit's academic standards (or the equivalent for other than credit hour programs). For example, if a postsecondary student completed 6 hours in the spring semester and 6 more hours in the fall semester and those semesters crossed two program years, they would not count as a skill gain in the first program year but they would count as a skill gain in the second program year.

- 4. Satisfactory or better progress report, towards established milestones, such as completion of OJT or completion of one year of an apprenticeship program or similar milestones, from an employer or training provider who is providing training** – Documentation for this gain may vary, as programs should identify appropriate methodologies based upon the nature of services being provided, but progress reports must document substantive skill development that the participant has achieved. The gain may be documented by a satisfactory or better progress report from an employer or training provider. Progress reports may include training reports on milestones completed as the individual masters the required job skills, or steps to complete an OJT or apprenticeship program. Increases in pay resulting from newly acquired skills or increased performance also can be used to document progress.

Note: In the description of this type of Measurable Skill Gains, “completion of one year of an apprenticeship” is just one example of a timeframe that may be established for achieving a satisfactory or better progress report toward a specific milestone, and the “one year” timeframe should not be construed as a required timeframe or the only way that a participant in an apprenticeship can achieve a Measurable Skill Gain.

⁶ Alternate diploma must meet the requirements under the ESEA, as amended by the ESSA.

⁷ Secondary transcript is specific to youth attending high school.

⁸ For gain type three, the Departments recommend that States and local areas develop policies suitable for the applicable academic system in use by the secondary or postsecondary institution in which the participant is enrolled including, but not limited to, semesters, trimesters, quarters, and clock hours for the calculation of credit hours (or their equivalent) when documenting progress towards Measurable Skill Gains.

5. **Successful passage of an exam that is required for a particular occupation or progress in attaining technical or occupational skills as evidenced by trade-related benchmarks, such as knowledge-based exams** – Documentation for this gain may include passage of a component exam in a Registered Apprenticeship program, employer-required knowledge-based exam, satisfactory attainment of an element on an industry or occupational competency-based assessment, or other completion test necessary to obtain a credential.

Methodology:

Calculation includes all participants:

The number of program participants during the reporting period who are in an education or training program that leads to a recognized postsecondary credential or employment and are achieving measurable skill gains based on attainment of at least one type of gain DIVIDED by the number of program participants during the reporting period who are in an education or training program that leads to a recognized postsecondary credential or employment.

Participants who, during any point in the program year, are in an education or training program that leads to a recognized postsecondary credential or employment are included in the **denominator**. This includes participants who continue to receive services as well as those who have participated during the reporting period and have exited the program. Data for the denominator in this calculation is drawn from *PIRL 1811: Date Enrolled During Program Participation in an Education or Training Program Leading to a Recognized Postsecondary Credential or Employment*.

The **numerator** is the number of program participants defined above who achieved at least one type of gain. A participant may have achieved more than one type of gain in a reporting period; however, only one gain per participant in a reporting period may be used to calculate success on the measurable skill gains indicator. These calculations are described in **Attachment 10, Figure 7**.

Operational Parameters:

All participants who, during a program year, are in an education or training program that leads to a recognized postsecondary credential or employment are counted in the calculation of this indicator. Participants who exit for any of the reasons listed in **Attachment 2, Tables A and B** are excluded from the measurable skill gains indicator. The following participants in education or training programs are included:

- **Title I Adult and Dislocated Worker** – All participants who are in a title I Adult- or Dislocated Worker-funded training program are included in the measurable skill gains indicator (which includes funding a training program for a secondary school program equivalent). This includes all participants in work-based training. (Refer to Incumbent Workers Training section on page 40.)
- **Title I Youth** – All ISY are included in the measurable skill gains indicator since they are attending secondary or postsecondary school. Only OSY who are in one of the following are included in the indicator:
 - the program element occupational skills training
 - secondary education at or above the 9th grade level during participation in the title I Youth program
 - postsecondary education during participation in the title I Youth program
 - Title II-funded adult education at or above the 9th grade level during participation in the title I Youth program
 - the YouthBuild program during participation in the title I Youth program
 - Job Corps during participation in the title I Youth program
- **Title II AEFLA** – All participants in title II AEFLA programs are considered to be in an education program leading to a recognized postsecondary credential or employment and, as such, would be included in the measurable skill gains indicator.
- **Title IV VR** – All VR program participants who are in an education or training program that leads to a recognized secondary or postsecondary credential or employment, which is identified on the individual's IPE, would be included in the measurable skill gains indicator.

Additional Operational Parameters:

- Participants are only included in the denominator one time per reporting period (i.e., program year), regardless of how many skill gains they achieve in a given program year unless the individual has more than one period of participation in a given program year. Likewise, participants are only included in the numerator one time per reporting period (i.e., program year), regardless of how many skill gains they achieve in a given program year unless the individual has more than one period of participation in a given program year (See Section 9, page 36, for discussion on periods of participation.);

- A participant who exits the program and re-enrolls in the program during the same program year and is in an education or training program will be in the indicator two times for that particular program year, as explained in the discussion of periods of participation in Section 9 of this guidance;
- The measurable skill gains indicator is different from the other indicators because it is not exit-based, meaning that a participant can achieve a measurable skill gain while still participating in a program; and
- Programs should not delay enrollment or services to participants until a new program year even if programs believe there is insufficient time for the participant to make any type of measurable skill gain by the end of that program year.

For performance accountability purposes, the measurable skill gains indicator calculates the number of participants who attain at least one type of gain during each period of participation within a given program year. Since this indicator is not exit-based, each unique program entry date (not exit date) triggers inclusion in the calculation. Participants will achieve a successful outcome in the indicator as long as they attain one type of gain applicable to the core programs. States should report all measurable skill gains achieved by participants in a program year, although only one gain is required per participation period per program year to meet performance outcomes. See the example below for how this would apply in a typical scenario.

Example
<p>Chris enters an American Job Center and becomes a participant on October 2, 2016 (PY16). He exits the program on February 10, 2017. During this time, Chris achieves two types of gain under the measurable skill gains indicator.</p>
<p>He re-enters the program as a participant on June 11, 2017 (PY16). By the end of the program year (June 30, 2017), he is still in his second participation period. During this time, Chris obtains an additional type of gain under the measurable skill gains indicator.</p>
<p>In this example, Chris has two periods of participation and two positive outcomes on the measurable skill gains indicator. Although two types of gain were achieved in the first period of participation, only one of the two types of gains counts toward the indicator in the first participation period. During the second period of participation, another type of gain was achieved before the end of the program year, which counts as another positive outcome towards the measurable skill gains indicator.</p>

This information is collected, for all core programs (except the title III Employment Service program), as part of the Measurable Skill Gains Report Template. If a participant

achieves more than one type of measurable skill gain in a reporting period, the most recent gain is the skill gain type that should be recorded on the Measurable Skill Gains Report Template.

Operational Parameters – Individual Core Programs:

The appropriate types of measurable skill gains for each core program are detailed in the table below. These parameters are intended to focus performance accountability under measurable skill gains on the services that are allowable under the respective statutory provisions.

Operational Parameters – Individual Core Programs	
Core Program	Type of Measurable Skill Gains
Title I – Adult and Dislocated Worker	<ul style="list-style-type: none"> ▪ Measured by achievement of any of the 5 types of measurable skill gains ▪ No specific measurable skill gains types required for specific Adult or Dislocated Worker participants
Title I – Youth	<ul style="list-style-type: none"> ▪ Measured by achievement of any of the 5 types of measurable skill gains ▪ No specific measurable skill gains types required for specific Youth participants ▪ Type of skill gain should be based on the youth’s individual service strategy
Title II – AEFLA	<ul style="list-style-type: none"> ▪ Measured by: <ul style="list-style-type: none"> - Achievement of at least one educational functioning level, OR - Documented attainment of a secondary school diploma or its recognized equivalent.
Title IV – VR	<ul style="list-style-type: none"> ▪ May be measured by achievement of any of the 5 measurable skill gains.

F. Effectiveness in Serving Employers

WIOA sec. 116(b)(2)(A)(i)(VI) requires the Departments to establish a primary indicator of performance for effectiveness in serving employers. The Departments have determined that this indicator will be measured as a shared outcome across all six core programs within each State to ensure a holistic approach to serving employers. The Departments are implementing this indicator in the form of a pilot program to test the

rigor and feasibility of three approaches, to solicit State input on suggested employer measures the State voluntarily develops and reports, and to subsequently set a standardized indicator. This indicator is reported on an annual basis; therefore, the reporting period for the effectiveness in serving employers indicator is the program year.

As described in the Joint WIOA Final Rule and the Joint WIOA Performance ICR (OMB Control No. 1205-0526), the Departments have developed three approaches for measuring effectiveness in serving employers. States must select two of these three approaches to report on this indicator. Governors also may establish and report on a third State-specific approach for measuring effectiveness, in addition to the two Departmental approaches selected. The Departments will evaluate State experiences with the various approaches and plan to identify a standardized indicator that the Departments anticipate will be implemented no later than the beginning of Program Year 2019.

The three approaches implemented by the Departments are designed to gauge three critical workforce needs of the business community:

- 1) Providing employers with skilled workers;
- 2) Providing quality engagement and services to employers and sectors and establishing productive relationships with employers and sectors over extended periods of time; and
- 3) Providing quality engagement and services to all employers and sectors within a State and local economy.

a. Three Approaches to Measuring Effectiveness in Serving Employers (Each State must select two and may also develop a third State-established measure(s).)

- 1. *Retention (Retention with the same employer) – This approach captures the percentage of participants who exit and are employed with the same employer in the second and fourth quarters after exit.*** States must use wage records to identify whether a participant's employer wage record indicates a match of the same establishment identifier (such as a Federal Employer Identification Number (FEIN) or State tax id) in the second and fourth quarters.

This approach is useful in determining whether the core programs are serving employers effectively by improving the skills of their workforce and decreasing employee turnover.

2. **Repeat Business Customers (Percentage of repeat employers using services within the previous three years)** – This approach tracks the percentage of employers who receive services that use core program services more than once.

This approach is useful in determining whether employers who receive services from the core programs are satisfied with those services and become repeat customers. This approach also assesses the workforce system's ability to develop and maintain strong relationships with employers over extended periods of time.

3. **Employer Penetration Rate (Percentage of employers using services out of all employers in the State)** – This approach tracks the percentage of employers who are using the core program services out of all employers represented in an area or State served by the public workforce system (i.e., employers served). States are required to track data elements E1 – E4 in **Attachment 4, Table A** (“Effectiveness in Serving Employers Specifications”) of the WIOA joint reporting requirements for employer penetration rate and repeat business customer measures. American Job Centers will keep track of the number of establishments served within a program year, and States will collect that data and compare it to the aggregate number of employers in a given State and/or county.

This approach is useful in determining whether the core programs are serving a large portion of employers in an area and are adequately meeting the workforce needs of the area.

b. How to Calculate

In order to implement the effectiveness in serving employers indicator as a shared indicator, the Departments recommend that States centralize the coordination of data collection and reporting into a single agency. Since the measure is dependent on QCEW data, UI wage data and an establishment identifier (such as an employer FEIN or State tax id), the Departments anticipate that the State Workforce Agency (SWA) may be best positioned to report this measure for the State.

States have flexibility in determining which agency is responsible for tracking these services, including the collection of the data and the setting of goals with the local workforce boards.

Approach 1 – Retention with the Same Employer

Percentage of participants with wage records who exit and were employed by the same employer in the second and fourth quarters after exit.

Methodology:

The number of participants with wage records who exit during the reporting period and were employed by the same employer during the second quarter after exit and the fourth quarter after exit DIVIDED by the number of participants with wage records who exit and were employed during the second quarter after exit.

For this measure, States must report on data element 1618 (Retention with the Same Employer in the 2nd Quarter and the 4th Quarter) in the WIOA Joint PIRL. This data element is calculated based on information included in the wage record matches for participants in their fourth quarter after exit. This means that the only participants who are included in this approach are those for whom a wage record match is available. In order to count as a “yes” for this measure, the participant must have the same establishment identifier (such as an employer FEIN or State tax id) in both the second and fourth quarters after exit. This creates the numerator for this measure. The denominator for this measure is calculated based on those participants with wage records who were employed in the second quarter after exit.

Data on employee retention for all participants who received ETA-funded WIOA program services will be collected by the American Job Centers and reported at the State-level by the SWA. Outcomes for title II AEFLA participants who are co-enrolled and receiving career services through the American Job Center would also be captured in that set of data. Data on title IV VR participants will be collected at the State level, through the State VR agency, and submitted to the SWA, which will aggregate both sets of information to provide one shared outcome for this approach.

Approach 2 – Repeat Business Customers

Percentage of employers who have used WIOA core program services more than once during the last three reporting periods.

Methodology:

The total number of establishments, as defined by Bureau of Labor Statistics (BLS) Quarterly Census of Employment and Wages (QCEW) program, served during the current reporting period (i.e., one program year) and that during the prior three reporting periods have used core program services more than once DIVIDED by the number of establishments, as defined by BLS QCEW, served during the current reporting period.

This measure is a unique count of employers who use WIOA core programs more than once. Regardless of the incidence of repeat usage of WIOA core program services, an employer who uses WIOA core program services more than once during the last three reporting periods should be counted only once in this calculation.

Note: As this indicator is implemented, it is the Departments' intent to look forward until three program years' worth of data become available. The Departments are not requiring States to use data for services delivered to employers prior to July 2016 to fulfill the prior three reporting periods' requirement. The reporting period for this indicator is a program year (July 1 through June 30).

For this measure, States must report on data elements E3 and E4 as shown in **Attachment 4, Table A** - Effectiveness in Serving Employers Specifications. Please note that for employers with more than one physical location, the QCEW reports each work site as a separate establishment, and therefore, the total number of business establishments receiving services should be counted this way.

Attachment 4, Table B also includes definitions for the different categories of "Core Program Services" that may be counted when calculating levels of performance for the effectiveness in serving employers indicator. For example, a placement through title IV would fall under the "Worker Recruitment Assistance" category and would therefore count as a core program service.

Note: For more information about QCEW, see section e. below.

Approach 3 – Employer Penetration

Percentage of employers using WIOA core program services out of all employers in the State.

Methodology:

The total number of establishments, as defined by the BLS QCEW program, that received a service or, if it is an ongoing activity, are continuing to receive a service or other assistance during the reporting period DIVIDED by the total number of establishments, as defined by BLS QCEW. This measure is a unique count of employers using WIOA core programs. If an establishment receives, or continues to receive, more than one service during the reporting period (i.e., during the program year), that establishment should be counted only once in this calculation.

For this measure, States must report data elements E1 and E2 found in “WIOA Effectiveness in Serving Employers’ Data Elements and Specifications” part of the WIOA joint reporting requirements (see **Attachment 4, Table A** for the data elements and their definitions). For employers with more than one physical location, the QCEW reports each work site as a separate establishment and therefore, the total number of business establishments receiving services should be counted this way.

Attachment 4, Table B also includes definitions for the different categories of “Core Program Services” that may be counted when calculating this measure. For example, a placement through the title IV VR program would fall under the “Worker Recruitment Assistance” category and would therefore count as a core program service.

Note: For more information about QCEW, see section e. below.

c. Pilot Program

Since these metrics are new to WIOA core programs, the Departments have developed options by which States can pilot two of the above approaches to measure effectiveness in serving employers and provide data with which the Departments can assess the appropriateness of a new, permanent indicator beginning in PY 2019. States must select two of the three approaches to report for PY 2016 and PY 2017 as discussed above, and also may voluntarily develop, at the Governor’s discretion, an additional, third State-specific approach to report as a suggested indicator for the Departments to consider as part of the pilot evaluation.

These three approaches are outlined in the WIOA joint reporting requirements. Data reporting references include PIRL data element 1618 (Retention with the Same Employer in the 2nd Quarter and 4th Quarter) and Effectiveness in Serving Employer Data elements (i.e., E1, E2, E3, and E4) in **Attachment 4, Table A**.

States must implement and report on two of three approaches, with initial results to be included in the WIOA annual report.⁹ However, due to the lag in QCEW data availability for the Retention with the Same Employer and Repeat Business Customers approaches, the Departments understand that complete data will not be available for reporting in the WIOA annual report due October 16, 2017. When submitting initial and subsequent results for the Employer Penetration approach, States should submit the most recently available QCEW data published by BLS.

⁹ When submitting data on the Statewide Performance Report Template for the Effectiveness in Serving Employers, States should report only on the two approaches used for the pilot. If data are not yet available, States should enter zeros for the numerator and denominator for each pilot approach selected.

The Departments believe that these options provide States flexibility in selecting the approaches that best suit their needs, while providing partner agencies the opportunity to evaluate States' experiences in using these approaches during PY 2016 and PY 2017. This pilot program also allows the Departments to obtain employer feedback regarding the extent to which these indicators measure effectiveness in serving employers. For States that choose to develop an additional approach, the outcomes for that approach should be reported as numerators and denominators in the Pilot Approaches section of the Statewide Performance Report Template for Effectiveness in Serving Employers. A brief definition of the calculation should be included in the Report Certification/Additional Comments section of the same report template. The Departments will evaluate State experiences with the various approaches and plan to use the results of that evaluation to identify a standardized indicator for implementation no later than the beginning of PY 2019.

d. Reporting “Effectiveness in Serving Employers” to the Departments

The reporting methodology depends on the approaches selected. Retention with the Same Employer in the 2nd Quarter and the 4th Quarter (data element 1618) is calculated using data collected in the PIRL and, therefore, can be aggregated and reported like the other primary performance indicators. The Employer Penetration and Repeat Business Customers approaches are not based on individual participant data and will not be derived from the PIRL. Therefore, States must establish processes and policies for collecting and validating data related to these approaches before reporting the outcomes in the Statewide Performance Reporting Template.

e. Overview of the BLS QCEW Program

The QCEW program publishes a quarterly count of employment and wages reported by employers covering 98 percent of U.S. jobs, available at the county, Metropolitan Statistical Area (MSA), State and national levels by industry. The Departments consider this data, collected from the States, to be an accurate count of the total work sites in a given State or county. For more information about the QCEW program and for accessing the work-site counts in a given State or county please visit: <http://www.bls.gov/cew/>.

8. Categories of Enrollment: Reportable Individual, Participant & Date of Program Exit.

Reportable Individual: The category of reportable individual, as set forth in 20 CFR sec. 677.150(b), 34 CFR sec. 361.150(b), and 34 CFR sec. 463.150(b), allows the Departments to identify the individuals who engaged with the workforce development system on an initial level but who do not complete the requirements to become participants. The Departments

will use this category to track the number of individuals who may take part in self-services, receive information-only services or activities, or those who do not complete the program requirements for eligibility or for participation. A reportable individual is an individual who has taken action that demonstrates an intent to use program services and who meets specific reporting criteria of the program, including:

- 1) Individuals who provide identifying information;
- 2) Individuals who only use the self-service system;
- 3) Individuals who only receive information-only services or activities; or
- 4) For purposes of the title IV VR program only, a student with a disability who solely receives pre-employment transition services and who does not apply for VR services, who is not determined eligible, and who does not have an approved IPE.

The Departments will not negotiate levels of performance or impose sanctions based on the outcomes of reportable individuals, because only “participants” are included in the performance indicators. However, the Departments require inclusion of certain information about reportable individuals in the State annual performance reports and associated WIOA performance reporting instruments or program-specific performance reporting instruments. For example, the Departments will track the number of individuals taking part in self-services, receiving information-only services or activities, or failing to complete the program requirements for eligibility or participation. Collecting such information allows the Departments to identify the individuals who engaged with the system on an initial level but who do not complete the requirements to become participants.

Participant: Although the definition of participant is consistent across the core programs, there are some slight differences to account for programmatic requirements. For the WIOA title I Adult, title I Dislocated Worker, title II AEFLA, and title III Employment Service programs, a participant is a reportable individual who has received services other than the services described in 20 CFR § 677.150(a)(3) or 34 CFR § 463.150(a)(3) for the AEFLA program, after satisfying all applicable programmatic requirements for the provision of services, such as eligibility determination.

As set forth in more detail in 20 CFR sec. 677.150(a)(3), 34 CFR sec. 361.150(a)(3), and sec. 34 CFR 463.150(a)(3), as applicable, the following individuals are not participants:

- Individuals in an AEFLA program who have not completed at least 12 contact hours;
- Individuals who only use the self-service system; and
- Individuals who receive information-only services or activities, which provide readily available information that does not require an assessment by a staff member of the individual’s skills, education, or career objectives.

For the title I Youth program, a participant is a reportable individual who has satisfied all applicable program requirements for the provision of services, including eligibility determination, an objective assessment, and development of an individual service strategy, and received one or more of the 14 WIOA Youth program elements identified in sec. 129(c)(2) of WIOA.

For the title IV VR programs, a participant is a reportable individual who has applied and been determined eligible for VR services, has an approved and signed IPE, and has begun to receive services.

In summary, a participant is an individual who:

- (1) Meets the definition of reportable individual;
- (2) Has received services other than the services described in 20 CFR sec. 677.150(a)(3), 34 CFR sec. 361.150(a)(3), or 34 CFR sec. 463.150(a)(3), as applicable; and
- (3) Has satisfied all applicable programmatic requirements for the provision of services.

The Departments will negotiate levels of performance and calculate sanctions based on the outcomes of program participants because the performance indicators are based on the experience of participants upon exit from or, as applicable, during participation in a program.

Programmatic Criteria For Becoming a Participant in Each of the Core Programs:

Due to the variability in programmatic criteria to receive services, the particular services that trigger inclusion as a participant vary across the core programs:

- **Title I Adult and Dislocated Worker** – Receipt of any training services or individualized career services makes a reportable individual a participant. For basic career services, a reportable individual becomes a participant when he or she receives a service that is neither self-service nor information-only. See the chart in **Attachment 7, Table A**, which lists types of services received; identifies those services as basic career services, individualized career services, or training services; and states whether each type of service triggers inclusion in participation for the title I Adult and Dislocated Worker programs and for the title III Employment Service program.
- **Title I Youth** – When a reportable individual has satisfied all applicable program requirements for the provision of services, including eligibility determination, an objective assessment, development of an individual service strategy, and received one of the 14 WIOA Youth program elements identified in sec. 129(c)(2) of WIOA, he or she is considered a participant. See the chart in **Attachment 7, Table B**.

- **Title II AEFLA** – When a reportable individual in an AEFLA program has completed at least 12 contact hours he or she is considered a participant.
- **Title III Employment Service** – When a reportable individual receives an individualized career service, he or she is considered a participant. For basic career services, a reportable individual becomes a participant when he or she receives a service that is neither self-service nor information-only. See the chart in **Attachment 7, Table A**.
- **Title IV VR** – When a reportable individual has applied and been determined eligible for VR services, has an approved and signed IPE, and has begun to receive services under the IPE, he or she is considered a participant. The date the individual begins receiving services under the IPE corresponds with data element 127 on the RSA-911.

Exit: Exit from a program, as set forth in 20 CFR sec. 677.150(c), 34 CFR sec. 361.150(c), and 34 CFR sec. 463.150(c), generally occurs, as described below, when the participant has not received services for a specified period of time and has no additional services scheduled. The title IV VR program has a consistent, but slightly different, definition of exit to account for programmatic requirements.

Follow-up services do not trigger the exit date to change or delay exit, as they may occur after exit in title I Adult and Dislocated Worker programs and can only occur after exit in the title I Youth program.¹⁰ States should count each exit of a participant during the same program year as a separate period of participation if a participant has more than one exit in a program year.

Program-Specific Criteria of Exit:

- **Title I Adult, Dislocated Worker and Youth; Title II AEFLA; and Title III Employment Service programs** – The date of exit from the program is the last date of service. Specifically:
 - The date of exit cannot be determined until 90 days have elapsed since the participant last received services; furthermore, there must be no plans to provide the participant

¹⁰ Supportive services also do not delay exit. For the title I Adult and Dislocated Worker programs only participants may receive supportive services. The definition of supportive services for these programs requires that they may not be provided to an individual who would otherwise not be considered a participant. Additionally, for the title I Youth program, supportive services can be provided as a follow-up service and, therefore, can take place after exit without delaying the exit date. For the title IV VR program, support services can be provided after the individual begins employment without delaying the exit date.

with future services. At that point, the date of exit is applied retroactively to the last date of service.

- For determining whether 90 days have elapsed since the participant last received services, do not include receipt by the participant of any self-service, information-only services or activities, or follow-up services, as these services do not delay, postpone, or affect the date of exit. Because the date of exit is retroactive to the last date of service, follow-up services in the title I Adult and Dislocated Worker programs may begin immediately following placement into unsubsidized employment if it is expected that the participant will not receive any future services other than follow-up services. For the title I Youth program, follow-up services may begin immediately following the last date of service if it is expected that the participant will not receive any future services other than follow-up services. Provision of follow-up services does not extend the date of exit.
- PIRL data element 901 (Date of Program Exit) is used to collect and report the date of exit. For exit-based performance measures, the quarter for collecting follow-up data is determined by the quarter in which the date of exit occurs. For example, if the date of exit is between January 1st and March 31st, the first quarter after exit would be April 1st through June 30th.
- **Title IV VR program –**
 - The participant's record of service is closed in accordance with 34 CFR § 361.56 because the participant has achieved an employment outcome; or
 - The participant's service record is closed because the individual has not achieved an employment outcome or the individual has been determined ineligible after receiving services in accordance with 34 CFR § 361.43.
 - VR participants are not considered to have exited if the service record is closed because the participant has achieved a supported employment outcome in an integrated setting, but not in competitive integrated employment at the time the VR service record is closed.
 - The RSA-911 data element 353 (Date of Exit) is the VR equivalent of PIRL data element 901 (Date of Program Exit). For VR program participants who have achieved an employment outcome, the exit date is at least 90 days after the attainment of the employment outcome and the individual has met the requirements under 34 CFR 361.56. For VR program participants who have not achieved an employment

outcome, or have been determined ineligible after receiving services in accordance with 34 CFR 361.43, the exit is based on the date of the determination to close the service record.

Date of Exit for Titles I and III Programs – Reportable Individuals:

Although a reportable individual does not “exit” as defined in 677.150(c), because they are never considered a participant, a new period of self-service activity should occur when more than 90 consecutive days have elapsed since the last self-service or information-only service or activity occurred. This is needed in order to prevent reportable individuals who have stopped receiving services from staying in the system indefinitely. Therefore, for tracking purposes, the date of “exit” for reportable individuals from a title I Adult, Dislocated Worker, or Youth program or title III Employment Service program is determined as follows:

- The individual does not become a participant; and
- The individual is served under WIOA titles I or III through receipt of services that do not result in the individual becoming a participant; and
- The individual has had 90 days elapse since being identified as a reportable individual and the individual has not received additional self-service or information-only services or activities during that 90-day time period.

The date of exit for reportable individuals cannot be determined until 90 days have elapsed since the reportable individual last received any of the following services: self-service, information-only services or activities, and/or services under WIOA titles I or III that do not result in the individual becoming a participant (See **Attachment 7, Table A**), with no future services scheduled. At that point, the date of exit is applied retroactively to the last date of receipt of self-service, information-only services or activities, and/or services under WIOA titles I or III that do not result in the individual becoming a participant.

Date of Exit for Title II AEFLA Program – Reportable Individuals:

- For tracking purposes, a reportable individual is “exited” when 90 days have elapsed since the last date of service and no future services are planned. This means the individual has had 90 days of no services, including self-service and information-only service, since being identified as a reportable individual (see 34 CFR sec. 463.150(c)(1)).

Date of Exit for title IV VR Program – Reportable Individuals:

- For a student with a disability who solely receives pre-employment transition services and who has not applied or been determined eligible to receive other VR services, the service record is closed when the student is no longer receiving such services as indicated in the pre-employment transition services data elements 96 through 126 included in the RSA-911. At that time, the student is no longer considered a reportable individual. However, if a student with a disability has applied and been determined eligible for VR services and has an approved and signed IPE, the student's service record would be "closed" when the student satisfies the definition of "exit" at 34 CFR 361.150(c) because his or her service record is closed pursuant to 34 CFR 361.43 or 361.56. At that time, the student would be considered to have exited the VR program for purposes of WIOA's performance accountability system as a participant.
- For all other reportable individuals under the VR program, the individual will be determined to have "exited" the VR program as of the date reported in RSA-911 data element 353 (Date of Exit).

Common Exit for DOL-Administered Programs Only:

DOL encourages States to utilize a "common exit" for DOL-administered programs, and envisions full implementation of a common exit across the DOL-administered core programs within each State. A "common exit" occurs when a participant, enrolled in multiple DOL-administered partner programs, has not received services from *any* DOL-administered program to which the common exit policy applies for at least 90 days, and no future services are planned.

States that retain or develop a common exit policy must require that a participant is only exited when all the criteria for exit are met for the WIOA titles I and III core programs, as well as any additional DOL-administered required partner programs to which the State's common exit policy applies in which the participant is enrolled. The WIOA title I and title III core programs are:

- WIOA title I Adult formula program;
- WIOA title I Dislocated Worker formula program;
- WIOA title I Youth formula program; and
- Wagner-Peyser Act Employment Service program.

Additionally, DOL encourages the additional required partner programs listed in sec. 121(b)(1)(B) of WIOA (i.e., the title I non-core programs) that are under the authority of DOL to be included in the common exit policy. Those partner programs, which may¹¹ be included in a common exit policy, are as follows:

- Job Corps program, under WIOA sec. 141 et seq.;
- Native American programs, under WIOA sec. 166;
- National Farmworker Jobs program, under WIOA sec. 167;
- National Dislocated Worker Grants, under WIOA sec. 170;
- YouthBuild program, under WIOA sec. 171;
- Senior Community Service Employment Program (SCSEP), authorized under title V of the Older Americans Act of 1965 (42 U.S.C. 3056 et seq.);
- Trade Adjustment Assistance program (TAA), authorized under chapter 2 of title II of the Trade Act of 1974 (19 U.S.C. 2271 et seq.);
- Jobs for Veterans State Grants program (JVSG), authorized under chapter 41 of title 38, United States Code; and
- Reentry Employment Opportunities program (REO), authorized under section 212 of the Second Chance Act of 2007 (42 U.S.C. 17532)

If a State chooses to retain or implement a common exit policy, the policy must require that a participant is “exited” when that individual has not received services for 90 days, and no future services are planned (with the exception of self-service, information-only activities, or follow-up services) from any of the DOL-administered programs to which the common exit policy applies, in which the participant is enrolled.

States must identify the programs for which they have adopted a common exit policy in their annual narrative reports. The Departments will provide further information on this requirement in the Departments’ forthcoming amended information collection request. Additionally, States will identify in the annual Program Performance Report Template (ETA – 9173) the programs that share a common exit with the program being reported.

9. Self-Service and Information-Only Activities.

Workforce development system programs offer many services to the public, both virtually and in person, that are general in nature and not customized to an individual’s needs. These are commonly known as self-services or information-only services or activities. These services do not constitute participation in a program. Therefore, individuals who receive

¹¹ Some programs may be required to be included in the common exit policy. Grantees should refer to guidance specific to these programs for more information.

only self-services or information-only services or activities are considered reportable individuals, not participants.

As described in 20 CFR sec. 677.150(a)(3)(ii)(A), 34 CFR 363.150(a)(3)(ii)(A), and 34 CFR sec. 461.150(a)(3)(ii)(A), self-service occurs when individuals independently access any workforce development system program's information and activities in either a physical location, such as an American Job Center resource room or partner agency, or remotely via the use of electronic technologies.

However, it is important to note that self-service does not uniformly apply to all virtually-accessed services. For example, virtually-accessed services that provide a level of support beyond independent job or information seeking on the part of an individual would not qualify as self-service. This more intensive level of service would qualify the individual as a participant.

Information-only services or activities are those that provide readily available information that does not require an assessment by a staff member of the individual's skills, education, or career objectives. For further information on reportable individuals under the title I Adult and Dislocated Worker programs and on the title III Employment Service program, refer to Understanding Reportable Individuals and Participants for Performance: A Guide to Reporting Services at <https://ion.workforcegps.org/resources/2017/02/22/07/41/Understanding-Reportable-Individuals-and-Participants-for-Performance-A-Guide-to-Reporting-Services>. Please note that this guide is based on the information in this section and on **Attachment 7-A** of this guidance.

10. Period of Participation.

For all indicators, except measurable skill gains, a period of participation refers to the period of time beginning when an individual becomes a participant and ending on the participant's date of exit from the program. States must count each participant's exit during the same program year as a separate period of participation for purposes of calculating levels of performance. For all indicators, except the measurable skill gains indicator, a new period of participation is counted each time a participant re-enters and ***exits*** the program—even if both exits occur during the same program year. For the Measurable Skill Gains indicator, a new period of participation is counted each time a participant ***enrolls***—even if both enrollments occur within the same program year. It is not necessary to wait until the participant exits the program in order to count a measurable skill gain because the measurable skill gains indicator is not an exit-based indicator. The skill gain may be counted as soon as it is earned at any point during the participation period of the program year in which it was earned.

Attachment 5 illustrates the counting of periods of participation and its relation to each performance indicator.

A person with more than one period of participation in a program year is counted separately for each period of participation in both the numerator and denominator of each applicable performance indicator. Therefore, the person is counted multiple times—once for each period of participation. Specific examples of counting periods of participation are included in **Attachment 6**.

State levels of performance on all primary indicators under WIOA are calculated as a percentage of the number of outcomes achieved for each reporting period (whether quarterly or annually, as applicable) by the number of periods of participation during the same reporting period.

Reporting Unique Participants

The Departments have determined it necessary to calculate the unique number of participants being served each program year, by each core program. As a result, it is likely that many States and programs will need to modify their data systems and processes to be able to track each period of participation (i.e., a duplicate count) while also retaining the ability to calculate an unduplicated count of individual participants across multiple periods of participation in any given program year.

To meet this requirement, States must:

1. Develop systems to track multiple periods of participation within a program year;
2. Calculate a unique count of individual participants across multiple periods of participation in any given program year; and
3. Establish a unique identification number that will be retained by the same individual across multiple programs.

Note that the Departments will not accept a SSN as a form of unique identifier, unless specifically noted and required under the particular program.

11. Career Service and Training Service Guidance.

WIOA section 116(d)(2) specifies the data elements and outcomes to be included in the Statewide Annual Performance report for WIOA core programs. One of those elements is: “the average cost per participant of those participants who received career and training services, respectively, during the most recent program year and the three preceding program

years” (sec. 116(d)(2)(F) of WIOA). WIOA provides specific definitions for career services (sec. 134(c)(2)), training services (sec. 134(c)(3)), and administrative costs (sec. 3(1)).

Classifying Career Services and Training Services

When the definitions of career services and training services do not directly correlate to all of the services provided by a core program, the Departments have developed separate tables in **Attachment 7, Tables A through D** of this TEGl identifying which specific services are to be classified as career services and which are to be classified as training services. When a program service includes components of both career services and training services, the programs must use those tables to determine which category will be used to ensure uniform reporting among all States and agencies. It may not be possible to classify all of a program’s services as either a career or a training service. In other words, a program may provide services that go beyond the scope of career services and training services (e.g., follow-up services, for participants in the title I Adult, Dislocated Worker, or Youth program, or instructional or program services, for participants in the title II AEFLA program). In such instances, the program must report only those services that satisfy the definition of career services and training services for this particular reporting purpose.

Identifying Career Services and Training Service Costs

WIOA requires that the costs for career and training services be determined separately. Given that WIOA defines “administrative costs” separately from the definitions of career services and training services, the Departments made clear in the WIOA Performance ICR that States must not include administrative costs when reporting costs for career services and costs for training services.

Career and training costs include any career service or training service provided by a core program, regardless of whether the service occurred “at” a one-stop center. Each of the data elements required by section 116(d)(2) is presented in the context of activities performed and services provided by the core programs, with no specificity that the activities or services be provided in a one-stop center. Additionally, section 121(b)(1)(A)(i) of WIOA states that one-stop partners must “provide access through the one-stop delivery system to such program or activities carried out by the entity, including making the career services described in section 134(c)(2) that are applicable to the program or activities available at the one-stop centers (*in addition to any other appropriate locations*).”

Therefore, consistent with the statutory requirement, at least some career services must be provided at the comprehensive American Job Center. However, not all partners must provide career services at the American Job Center.

Calculating Career Service and Training Service Costs

Career Service Costs

The calculation for the cost of providing career services described in section 134(c)(2):

- **Title I Adult, title I Dislocated Worker, title I Youth, title III Employment Service, and title IV VR programs:**

$$\text{Career Services Costs} = \text{Total Expenditures for Career Services} / \text{Total Participants receiving Career Services in the Program}$$

- **Title II AEFLA program:**

$$\text{Career Services Costs} = \text{Total Expenditures for Career Services} / \text{Total participants receiving career services from the AEFLA One-stop Partner}$$

Core programs define the **numerator** in the calculation of career service costs differently; therefore, the numerator for each should be adjusted accordingly as follows:

- **Title I Adult, Dislocated Worker, and Youth¹² programs:**
Total Expenditures for Career Services is calculated by subtracting the sum of administrative expenditures and training expenditures from total expenditures. It is important to note that the costs incurred by these particular programs are categorized only as costs for career services, training services, and administrative costs.
- **Title II AEFLA program:**
Total Expenditures for Career Services is the sum of expenditures for career services indicated in **Attachment 7, Table C**, provided by the AEFLA one-stop partner.
- **Title III Employment Service:**
Total Expenditures for Career Services is calculated by subtracting the sum of administrative expenditures from total expenditures. It is important to note that the costs incurred by this particular program are categorized only as costs for career services and administrative costs.
- **Title IV VR program:**
Total Expenditures for Career Services is the sum of the total expenditures for purchased career services as reported on the RSA-911 and the total expenditures for career services provided directly by VR agencies as reported on the RSA-2. The Total Participants Receiving Career Services in the Program is the total number of participants receiving either purchased career services or career services provided directly by the VR agency as reported on the RSA-911.

¹² For title I Adult, Dislocated Worker, and Youth programs; DOL will issue future guidance explaining the calculation of training expenditures.

Training Service Costs

- Average Cost of Training Services per Participant = Total expenditures for training services (not including administrative costs) / the total number of participants receiving such services.

Calculating Training Service Costs – Special Circumstances

- Calculating training service costs when a participant is enrolled in a training program that spans program years:

Training cost should be reported as they were expended in each year, if the total expenditures for each year can be determined. If only the total cost of training across several program years is known, the total costs should be reported in evenly distributed amounts across program years.

- Calculating training service costs when a participant is co-enrolled and the partner program is contributing to the training (i.e., shared costs):

If participants are co-enrolled and a partner program is contributing to training costs, States should only report the portion of training costs paid by the program completing the statewide performance report. The partner program should report its share of the training costs on its own statewide performance report.

Note: A participant who receives more than one career service during the participant's period of participation is included in the denominator for the career services calculation only one time. The costs of all of the career services the participant received are included in the numerator. Similarly, a participant who receives more than one training service during the participant's period of participation is included in the denominator for the training services calculation only one time. The costs of all of the training services the participant received are included in the numerator. However, if a participant has multiple periods of participation during a program year, the participant will appear in the denominator of the career and training services calculations more than one time.

For WIOA title I Adult, Dislocated Worker and Youth programs and title III Employment Service programs, a participant who receives career services or training services from multiple programs (e.g., title I Adult and Dislocated Worker) will be counted in the respective career services or training service denominator for all of the programs from which they received services.

Each core program will establish a process for separating the administrative costs from career service and training service costs. For example, in the VR program, the RSA-2 form requires agencies to report separately the total administrative and direct service costs for VR staff providing VR services. These administrative costs will not be included in the total expenditures for career services or training services, but rather will be included only in the administrative costs incurred by the program.

12. Incumbent Worker Training Under Title I.

For the WIOA title I Adult and Dislocated Worker programs, local WDBs may use up to 20 percent of their total Adult and Dislocated Worker formula allocation to provide incumbent worker training (see WIOA sec. 134(d)(4)). However, the Departments do not consider individuals who receive incumbent worker training to be participants required for inclusion in the WIOA performance indicator calculations. Therefore, individuals who receive only incumbent worker training are not included in WIOA performance indicator calculations for the core programs.

The Departments do not consider individuals receiving incumbent worker training to be participants for the purpose of inclusion in WIOA performance indicator calculations because of WIOA sec. 134(d)(4)'s unique eligibility requirements. Unlike other types of training, incumbent worker eligibility is determined at the employer level by the local WDB, which determines if the employer is eligible to have its employees receive incumbent worker training. There is no separate determination of the eligibility of any particular employee to receive incumbent worker training. Therefore, an incumbent worker does not have to meet the eligibility requirements for career services and training services for the Adult and Dislocated Worker programs under WIOA. However, if the incumbent worker meets eligibility requirements, they may also be enrolled as a participant and receive other services from the WIOA Adult or Dislocated Worker programs, or be a participant in a separate WIOA program. In that case, their participation would be reported under the appropriate WIOA indicator of performance.

Even though individuals receiving incumbent worker training are not participants for the purpose of inclusion in WIOA performance indicator calculations, States and local areas are still required to report certain participant and performance data on all individuals who receive only incumbent worker training. The required elements for these incumbent worker individuals are limited to basic information and the elements needed to calculate incumbent worker training performance indicators for employment in the 2nd and 4th quarters after exit, Median earnings in the 2nd quarter after exit, Measurable Skill Gains, and Credential Attainment (see **Attachment 8** for specific list of required elements). For the purposes of

calculating these metrics, the exit date for an individual who only has received incumbent worker training will be the last date of training, as indicated in the training contract.

State and local boards may require additional elements be reported to collect additional information on incumbent workers, which, if collected, should also be reported through the PIRL. All recipients of Incumbent Worker Training must be reported in the DOL-only PIRL under data element number 907 (Recipient of Incumbent Worker Training), regardless of whether they become a participant in one of the WIOA programs. Individuals that only receive Incumbent Worker Training (who, therefore, are not participants in the Adult or Dislocated Worker programs) should be reported with a “Date of Program Entry” in element 900, and a “0” in elements 903 “Adult” and 904 “Dislocated Worker.” The Departments also encourage the collection of incumbent worker SSNs as part of the training contract with the employer so that wage records will be available for these individuals. If no SSN is available, the State or Local WDB may utilize supplemental wage information to verify the wages reported.

Incumbent worker training that is funded with Statewide Rapid Response funds (data element 908 in the DOL-only PIRL) under WIOA section 134(a)(2)(A)(i)(I) must also be reported under DOL-only PIRL data element 1501 (Most Recent Date Received Rapid Response Services).

13. **Average Indicator Score Calculation.** See **Attachment 9** for a brief overview. The calculations and sanctions determination process will be discussed in greater detail in the forthcoming guidance relating to sanctions.
14. **Action Requested.** These modifications to the WIOA performance accountability system are effective immediately. States are requested to distribute this information to the appropriate State and local staff. Please make this information available to the appropriate program, reporting, performance accountability, and technical staff.
15. **Inquiries.** Questions regarding this guidance should be directed to the appropriate Employment and Training Administration (ETA), OCTAE, or RSA office.

Attachment 1
Definitions of Terms Related to the Performance Accountability System

- **Common Exit** – occurs when a participant, enrolled in multiple partner programs, has not received services from *any* DOL-administered program in which the participant is enrolled, to which the common exit policy applies, for at least 90 days, and no future services are planned.

- **Competitive Integrated Employment** – in general, for individuals with disabilities, work performed by an individual on a part-time or full-time basis, including self-employment within an integrated setting within the community. The individual must be compensated at minimum wage or higher, using the higher of the Federal, State, or local rate, and at a rate comparable to the wage paid to non-disabled workers performing the same tasks, including receiving the same benefits and opportunities for advancement.

- **Customized Training** – is training that:
 - a. is designed to meet the specific requirements of an employer (including a group of employers);
 - b. is conducted with a commitment by the employer to employ an individual upon successful completion of the training; and
 - c. for which the employer pays---(i) a significant portion of the cost of training, as determined by the local board involved, taking into account the size of the employer and such other factors as the local board determines to be appropriate, which may include the number of employees participating in training, wage and benefit levels of those employees (at present and anticipated upon completion of the training), relation of the training to the competitiveness of a participant, and other employer-provided training and advancement opportunities; and (ii) in the case of customized training involving an employer located in multiple local areas in the State, a significant portion of the cost of the training, as determined by the Governor of the State, taking into account the size of the employer and such other factors as the Governor determines to be appropriate.

- **Employment** – Describes when an individual is working in a paid, unsubsidized job or, for participants in titles I, II, or III, working 15 hours or more a week in an unpaid job on a farm or business operated by a family member or participant. A participant enrolled in the title IV VR program must be employed in a job that meets the definition of competitive integrated employment, as defined in 34 CFR § 361.5(c)(9) (including customized employment, self-employment, telecommuting, or business ownership), or supported employment, as defined in 34 CFR 361.5(c)(53), in competitive integrated employment that is individualized and

customized, consistent with the unique strengths, abilities, interests, and informed choice of the individual, and includes ongoing support services for individuals with the most significant disabilities.

- **Exit** – As defined for the purpose of performance calculations, exit is the point after which a participant who has received services through any program meets the following criteria:

(1) For the adult, dislocated worker, and youth programs authorized under WIOA title I, the AEFLA program authorized under WIOA title II, and the Employment Service program authorized under the Wagner-Peyser Act, as amended by WIOA title III, exit date is the last date of service.

(i) The last day of service cannot be determined until at least 90 days have elapsed since the participant last received services; services do not include self-service, information-only services, activities, or follow-up services. This also requires that there are no plans to provide the participant with future services.

(2)(i) For the VR program authorized under title I of the Rehabilitation Act of 1973, as amended by WIOA title IV (VR program):

(A) The participant's record of service is closed in accordance with 34 CFR 361.56 because the participant has achieved an employment outcome; or

(B) The participant's service record is closed because the individual has not achieved an employment outcome or the individual has been determined ineligible after receiving services in accordance with 34 CFR 361.43.

(ii) Notwithstanding any other provision of this section, a participant will not be considered as meeting the definition of exit from the VR program if the participant's service record is closed because the participant has achieved a supported employment outcome in an integrated setting but not in competitive integrated employment.

(3)(i) A State may implement a common exit policy for all or some of the core programs in WIOA title I and the Employment Service program authorized under the Wagner-Peyser Act, as amended by WIOA title III, and any additional required partner program(s) listed in sec. 121(b)(1)(B) of WIOA that is under the authority of the Department of Labor (DOL).

(ii) If a State chooses to implement a common exit policy, the policy must require that a participant is exited only when all of the criteria in paragraph (c)(1) of this section are met for the WIOA title I core programs and the Employment Service program authorized under

the Wagner-Peyser Act, as amended by WIOA title III, as well as any additional required partner programs listed in sec. 121(b)(1)(B) of WIOA under the authority of the DOL to which the common exit policy applies in which the participant is enrolled.

- **Incumbent worker** – To qualify as an incumbent worker, the individual worker needs to be employed in a situation that meets the Fair Labor Standards Act requirements for an employer-employee relationship, and have an established employment history with the employer for 6 months or more, with the following exception: in the event that the incumbent worker training is being provided to a cohort of employees, not every employee in the cohort must have an established employment history with the employer for 6 months or more as long as a majority of those employees being trained do meet the employment history requirement. An incumbent worker does not have to meet the eligibility requirements for career and training services for Adults and Dislocated Workers under WIOA, unless they also are enrolled as a participant in the WIOA Adult or Dislocated Worker program.
- **Integrated Education and Training Program (IET)** – a service approach that provides adult education and literacy activities concurrently and contextually with workforce preparation activities and workforce training for a specific occupation or occupational cluster for the purpose of educational and career advancement.
- **Participant** – For the WIOA title I Adult, title I Dislocated Worker, title II, and title III programs, a participant is a reportable individual who has received services other than the services described in 20 CFR § 677.150(a)(3) (or 34 CFR § 463.150(a)(3), as applicable), after satisfying all applicable programmatic requirements for the provision of services, such as eligibility determination.

As set forth in more detail in section 677.150 (or 34 CFR § 463.150, as applicable), the following individuals are not participants:

- a. Individuals in an AEFLA program who have not completed at least 12 contact hours;
- b. Individuals who only use the self-service system; and
- c. Individuals who receive information-only services or activities, which provide readily available information that does not require an assessment by a staff member of the individual's skills, education, or career objectives.

For the title I Youth program, a participant is a reportable individual who has satisfied all applicable program requirements for the provision of services, including eligibility determination, an objective assessment, and development of an individual service strategy, and received 1 of the 14 WIOA Youth program elements identified in sec. 129(c)(2) of WIOA.

For the title IV VR programs, a participant is a reportable individual who has applied and been determined eligible for VR services, has an approved and signed IPE, and has begun to receive services under the IPE.

- **Participant Individual Record Layout (PIRL)** – the data layout that provides a standardized set of data elements, definitions, and reporting instructions that will be used to describe the characteristics, activities, and outcomes of WIOA participants.
- **Period of participation** – for all indicators, except Measurable Skill Gains, a period of participation refers to the period of time beginning when an individual becomes a participant and ending on the participant’s date of exit from the program.
- **Reportable individual** – an individual who has taken action that demonstrates an intent to use program services and who meets specific reporting criteria of the program, including:
 - 1) Individuals who provide identifying information;
 - 2) Individuals who only use the self-service system;
 - 3) Individuals who only receive information-only services or activities; or
 - 4) For the purposes of the title IV VR program only, a student with a disability who solely receives pre-employment transition services, and who has not applied or been determined eligible for VR services and who does not have an approved and signed IPE.
- **Secondary school diploma** – a high school diploma recognized by a State and that is included for accountability purposes under the Elementary and Secondary Education Act of 1965 (ESEA), as amended by the Every Student Succeeds Act (ESSA).
- **Unsubsidized employment** – employment in the private sector or public sector for which the employer does not receive a subsidy from public funds to offset all or a part of the wages and costs of employing an individual.

Attachment 2 – Table A
Exclusions (PIRL Data Element 923)

Attachment 2 – Table A
Exclusions – Apply To All Participants In Title I Adult, Title I Dislocated Worker, Title II AEFLA, Title III Employment Service, and Title IV VR Programs
<ul style="list-style-type: none">▪ The participant exits the program because he or she has become incarcerated in a correctional institution or has become a resident of an institution or facility providing 24-hour support such as a hospital or treatment center during the course of receiving services as a participant.▪ The participant exits the program because of medical treatment and that treatment is expected to last longer than 90 days and precludes entry into unsubsidized employment or continued participation in the program.▪ The participant is deceased.▪ The participant exits the program because the participant is a member of the National Guard or other reserve military unit of the armed forces and is called to active duty for at least 90 days.▪ The participant, who was determined to be eligible for program services, is later determined not to have met the program’s eligibility criteria. This exclusion applies only to the VR program, in which participant eligibility is routinely revisited during the participation period. For example, in the VR program, an individual may be presumptively eligible in accordance with program regulations and later the individual is found to be too severely disabled to benefit from VR services. As another example, a participant may decide, after receiving some services, to pursue sheltered employment. Because an individual must pursue an employment outcome, and sheltered employment does not meet the definition of an employment outcome for purposes of the VR program, this individual would be determined to be no longer eligible for the VR program. For titles I, II, and III, program eligibility is determined at the time an individual becomes a participant and such eligibility is not revisited during the individual’s participation in the program.

Attachment 2 – Table B
Exclusions (PIRL Data Element 923)

Attachment 2 – Table B
Exclusions – Apply to Participants in Title I Youth Program
<ul style="list-style-type: none">▪ The participant exits the program because he or she has become incarcerated in a correctional institution or has become a resident of an institution or facility providing 24-hour support such as a hospital or treatment center during the course of receiving services as a participant.▪ The participant exits the program because of medical treatment and that treatment is expected to last longer than 90 days and precludes entry into unsubsidized employment or continued participation in the program.▪ The participant is deceased.▪ The participant exits the program because the participant is a member of the National Guard or other reserve military unit of the armed forces and is called to active duty for at least 90 days.▪ The participant is in the foster care system as defined in 45 CFR 1355.20(a), and exits the program because the participant has moved from the local workforce area as part of such a program or system.

Attachment 2 – Table C
Exclusions: Sec. 225 of WIOA

Attachment 2 – Table C
Exclusions – Apply to Participants in Title II AEFLA Program
<ul style="list-style-type: none">▪ A Title II AEFLA participant, who is a criminal offender in a correctional institution, receives services under sec.225 of WIOA. When these participants remain incarcerated after exit from the program, they are excluded from the calculation of the following WIOA indicators of performance:<ul style="list-style-type: none">- Employment rate – 2nd quarter after exit;- Employment rate – 4th quarter after exit;- Median earnings – 2nd quarter after exit; and- Credential attainment.▪ All sec. 225 participants are included in the Measurable Skill Gains indicator.

Attachment 3
Wage Conversion Chart
(OMB Control 1205-0526, Expires: 08-31-2019)

Attachment 3 – Wage Conversion Chart					
This is a guide to convert various wage and earnings inputs to a quarterly wage as required in PIRL data elements 1703, 1704, 1705, and 1706.					
Directions: Collect the hourly/weekly/bi-weekly/monthly/annual wages from the participant and enter that value in the appropriate cell*. The example input values in red must be replaced with the appropriate information collected from the participant to calculate the reportable quarterly wage.					
*As previously published, this chart is intended to be used in a comma separated values file, such as Microsoft Excel. It appears here in plain text as an informational reference.					
Convert Hourly Rate to Quarterly Wages					
Hourly Rate (\$xxx.xx/hour)		hours worked per week on average (xx.x)		13 weeks per quarter	Quarterly Wages
\$7.25	X	32.0	X	13	= \$3,016.00
Convert Weekly Wages to Quarterly Wages					
Weekly Wages (\$xxxxx.xx)				13 weeks per quarter	Quarterly Wages
\$290.00	X			13	= \$3,770.00
Convert Biweekly Wages to Quarterly Wages					
Biweekly Wages (\$xxxxx.xx)				6.5 biweekly pay periods per quarter	Quarterly Wages
\$580.00	X			6.5	= \$3,770.00
Convert Monthly Wages to Quarterly Wages					
Monthly Wages (\$xxxxx.xx)				3 months per quarter	Quarterly Wages
\$1,256.67	X			3	= \$3,770.01
Convert Annual Wages to Quarterly Wages					
Annual Wages (\$xxxxxx.xx)				4 quarters per year	Quarterly Wages
\$15,080.00	/			4	= \$3,770.00

Attachment 4 – Table A
Effectiveness in Serving Employers Data Elements and Specifications
(OMB Control: 1205-0526, Expires: 08-31-2019)

Attachment 4 – Table A				
WIOA Effectiveness in Serving Employers Data Elements: Employer Penetration Rate & Repeat Business Customers				
DATA ELEMENT NO.	DATA ELEMENT NAME	DATA TYPE/ FIELD LENGTH	DATA ELEMENT DEFINITIONS/INSTRUCTIONS	CODE VALUE
E1	Employer Penetration Rate (Numerator)	IN 8	Record the total number of establishments, as defined by the Bureau of Labor Statistics Quarterly Census of Earnings and Wages program that received a service or, if it is an ongoing activity, are continuing to receive a service or other assistance during the reporting period.	XXXXXXXX
E2	Employer Penetration Rate (Denominator)	IN 8	Record the total number of establishments, as defined by the Bureau of Labor Statistics Quarterly Census of Earnings and Wages program, located within the State during the final month or quarter of the reporting period.	XXXXXXXX
E3	Repeat Business Customers (Numerator)	IN 8	Record the total number of establishments, as defined by the Bureau of Labor Statistics Quarterly Census of Earnings and Wages program, that received a service or, if it is an ongoing activity, are continuing to receive a service or other assistance during the reporting period (E1), AND who utilized a service anytime within the previous three years (E4).	XXXXXXXX
E4	Repeat Business Customers (Denominator)	IN 8	Record the number of unique business customers (establishments, as defined by the Bureau of Labor Statistics Quarterly Census of Earnings and Wages program) who have received a service previously in the last three years.	XXXXXXXX

Note: Employee retention rate specifications are not mentioned here as that information is collected by individual participant and is part of the PIRL.

Attachment 4 – Table B
Effectiveness in Serving Employers Specifications
(OMB Control: 1205-0526, Expires 08-31-2019)
Employer Repeat Business Customers and Penetration Rate

Attachment 4 – Table B	
B – Employer Services	Reporting Specifications/Instructions
Employer Information and Support Services	<p>Enter the total number of establishments that, during the reporting period, received staff-assisted services designed to educate them about and engage them in the local job market/economy and the range of services available through the local One-Stop delivery system. Establishment information services may be provided in a variety of service interventions including orientation sessions, workshops, or other business consultations (e.g., initial site visits). Information and support services that are delivered to establishments through mass mailings or communications, “cold” calling or other follow-up contacts, and regular establishment newsletters, brochures, or publications are not reportable services under this category.</p> <p>These services include, but are not limited to, providing information on:</p> <ul style="list-style-type: none"> ▪ State and Federal tax credits or workforce investment incentives (State and Federal tax credits (WOTC) or workforce investment incentives); ▪ Customized workforce information on State, regional and local labor market conditions, industries, occupations, and the characteristics of the workforce, skills businesses need, local employment dynamics information such as workforce availability, worker supply and demand, business turnover rates, job creation, and job identification of high growth and high demand industries; and ▪ Proactive linkage and referral of establishments to community resources that support their workforce needs.
Workforce Recruitment Assistance	<p>Enter the total number of establishments that, during the reporting period, received workforce recruitment assistance from staff or remotely through electronic technologies.</p> <p>Activities include, but are not limited to, assisting employers to meet their human capital and skilled workforce needs by:</p> <ul style="list-style-type: none"> ▪ Supporting employers’ search for qualified candidates;

B – Employer Services	Reporting Specifications/Instructions
	<ul style="list-style-type: none"> ▪ Securing information on job requirements and providing employers with One-Stop staff support for candidate screening and pre-employment interviews at the One-Stop Career Center (or affiliate site) or on site at the place of business; ▪ Taking job order information and promoting the employment opportunities (e.g., advertising the opening to the workforce); ▪ Conducting special recruitment efforts including out-of-area or out-of-state recruitment for candidates with special skills; ▪ Organizing, conducting, and/or participating in job fairs; ▪ Providing employers with meeting/work space at the One-Stop Career Center (or an affiliate site) for screening or interviewing; ▪ Conducting pre-employment testing, background checks and assistance in completion of the I-9 paperwork; and ▪ Providing employers with job and task analysis services, and absenteeism analysis.
Engaged in Strategic Planning/Economic Development	<p>Enter the total number of establishments that, during the reporting period, were engaged in either workforce investment strategic planning or business growth and economic development strategic planning. These activities could include, but are not limited to, participating in community based strategic planning, sponsoring employer forums, securing information on industry trends, providing information for the purpose of corporate economic development planning, and partnering in collaborative efforts to identify workforce challenges and developing strategies to address those challenges.</p>
Accessing Untapped Labor Pools	<p>Enter the total number of establishments that, during the reporting period, established pipeline activities in partnership with the public workforce system. Activities include, but are not limited to, outreach to youth, veterans, individuals with disabilities, older workers, ex-offenders, and other targeted demographic groups; industry awareness campaigns; joint partnerships with high schools, community colleges, or other education programs to improve skill levels; and programs to address limited English proficiency and vocational training.</p>
Training Services	<p>Enter the total number of establishments that, during the reporting period, received publicly funded training assistance, including customized training, OJT, and incumbent worker training.</p>
Incumbent Worker Training	<p>Enter the total number of establishments that, during the reporting period, received publicly funded</p>

B – Employer Services	Reporting Specifications/Instructions
Services	incumbent worker training assistance.
Rapid Response/Business Downsizing Assistance	Enter the total number of establishments that, during the reporting period, received an initial on-site visit or contact to either (a) discuss the range of rapid response services and other assistance available to workers and employers affected by layoff, plant closures, or natural disasters, or (b), as required by WIOA section 3(51) (A), plan a layoff response following notification of a current or projected permanent closure or mass layoff, including natural or other disasters.
Planning Layoff Response	Of the total number of establishments reported above, enter the total number of establishments that received an initial on-site visit or contact, as required by WIOA section 3(51)(A), to plan a layoff response following notification of a current or projected permanent closure or mass layoff, including natural or other disasters.

C – Performance Results	
Employer Penetration Rate	Employer Penetration Rate (Numerator) ÷ Employer Penetration Rate (Denominator) X 100
Repeat Business Customers Rate	Repeat Business Customers (Numerator) ÷ Repeat Business Customers (Denominator) X 100

Attachment 5
Periods of Participation – Effects on Indicators of Performance

ATTACHMENT 5 – PERIODS OF PARTICIPATION – EFFECTS ON INDICATORS OF PERFORMANCE	
INDICATOR OF PERFORMANCE	EFFECT
<p>2nd and 4th Quarter Employment Indicators; 2nd and 4th Quarter Youth Indicators; and Median Earnings</p>	<ul style="list-style-type: none"> ▪ States¹ must ensure follow-up with participants as necessary to report on the WIOA employment and median earnings indicators of performance. These data must be reported in the calendar quarters required by each measure according to the exit date of <i>each</i> period of participation. <p>For example: The State must report whether a participant who exits in November was employed in the second (ending June 30th) and fourth (ending December 31st) quarters following this exit. If this individual re-enters the program, becomes a participant and exits in the same program year, the State must report the same post-exit data elements after the second exit during the same program year. The State would follow-up again with the participant to determine employment in the second and fourth quarters following the second exit (or to determine employment/education/training for Youth participants).</p> <ul style="list-style-type: none"> ▪ Participants are included in the calculation of median earnings only if employed in the second quarter after exit.
<p>Credential Attainment</p>	<ul style="list-style-type: none"> ▪ States must ensure follow-up with participants as necessary to report this outcome for <i>each</i> period of participation. Reporting on this indicator requires a full year of follow-up to determine if a credential was attained within one year after exit and to determine employment or entry into postsecondary education or training for those who attain a secondary school diploma or recognized equivalent. ▪ States report periods of participation and outcomes, if achieved, for both periods when there is more

¹ For purposes of the VR program, the term State, in this context, refers to each individual grantee because each VR agency is responsible for collecting and reporting data regarding its participants.

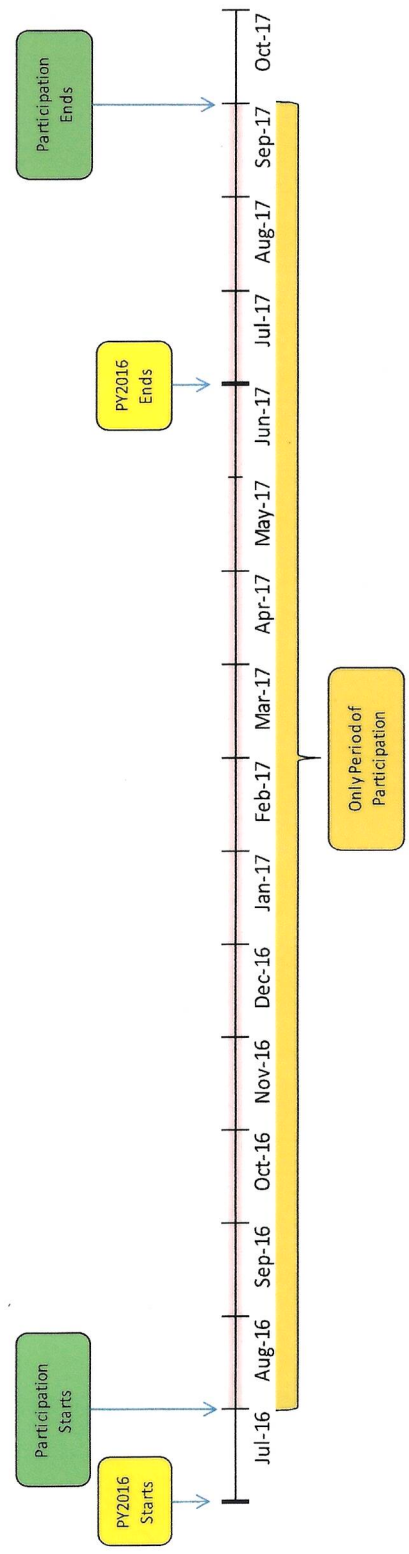
INDICATOR OF PERFORMANCE	EFFECT
	<p>than one period of participation in the same program year.</p> <p>For example: A participant who exits in November, re-enters and exits again in May must be provided follow-up services for 4 quarters after exit for each period of participation (i.e., quarter ending December 31st of the next program year for the first period of participation and the quarter ending June 30th of the next program year for the second period of participation).</p>
Measurable Skill Gains	<ul style="list-style-type: none"> ▪ Indicator is not based on exit and, therefore; a participant with multiple enrollment dates is included in this indicator for each program entry during a program year. <p>For example: If a person has two program entry dates but only exits once within a program year, they are counted twice for the measurable skill gains indicator, provided that they meet the definition and criteria for measurable skill gains (i.e., enrolled in education or training leading to a recognized credential or employment during both periods of participation).</p>

Attachment 6
Examples of Counting Periods of Participation for Exit-Based Indicators of Performance

Counting Periods of Participation: Examples for Exit-Based Indicators of Performance

Example 1

- An individual:
- 1) becomes a participant in August 2016; and
 - 2) exits in October 2017.



In this example, the participant's enrollment in the program spans across two program years. However, the period of participation does not align with the program year.

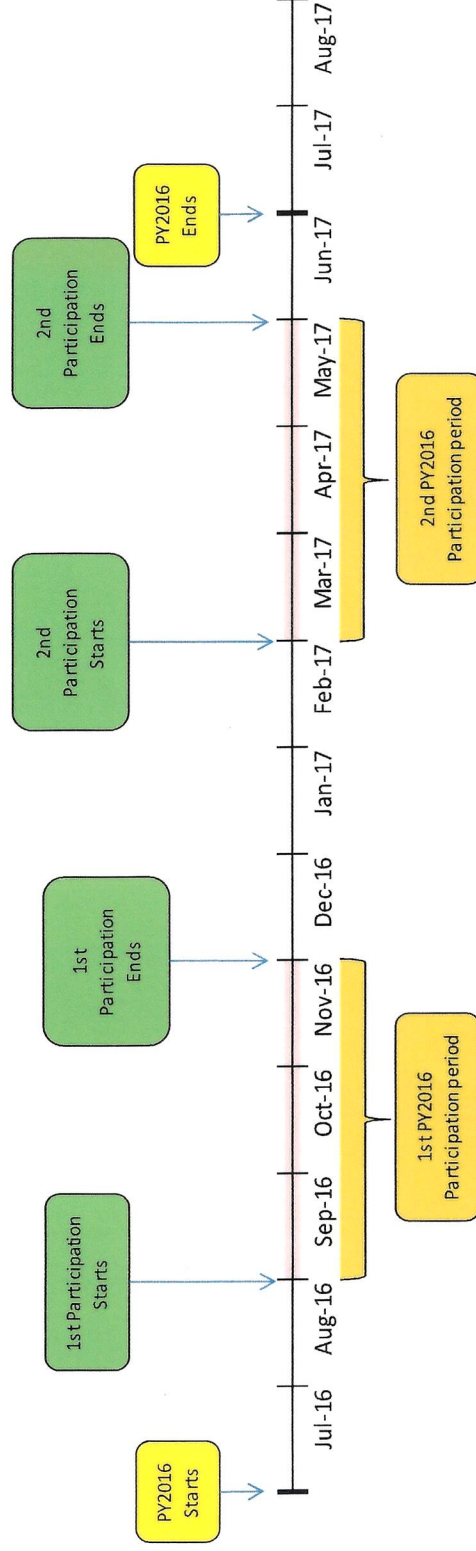
Attachment 6
Examples of Counting Periods of Participation for Exit-based Indicators of Performance

Counting Periods of Participation: Examples for Exit-Based Indicators of Performance

Example 2

An individual:

- 1) becomes a participant in September 2016;
- 2) exits the program in November 2016;
- 3) re-enrolls and becomes a participant in March 2017; and
- 4) exits the program again in May 2017.



In this example, the participant has two periods of participation during a single program year. Because both exit dates occurred within the same program year (July 2016 – June 2017), the participant has two periods of participation for PY2016. Therefore, exit-based performance indicators should be collected and calculated based off **both** periods of participation; two separate outcomes will be based on the November 2016 exit and May 2017 exit, respectively.

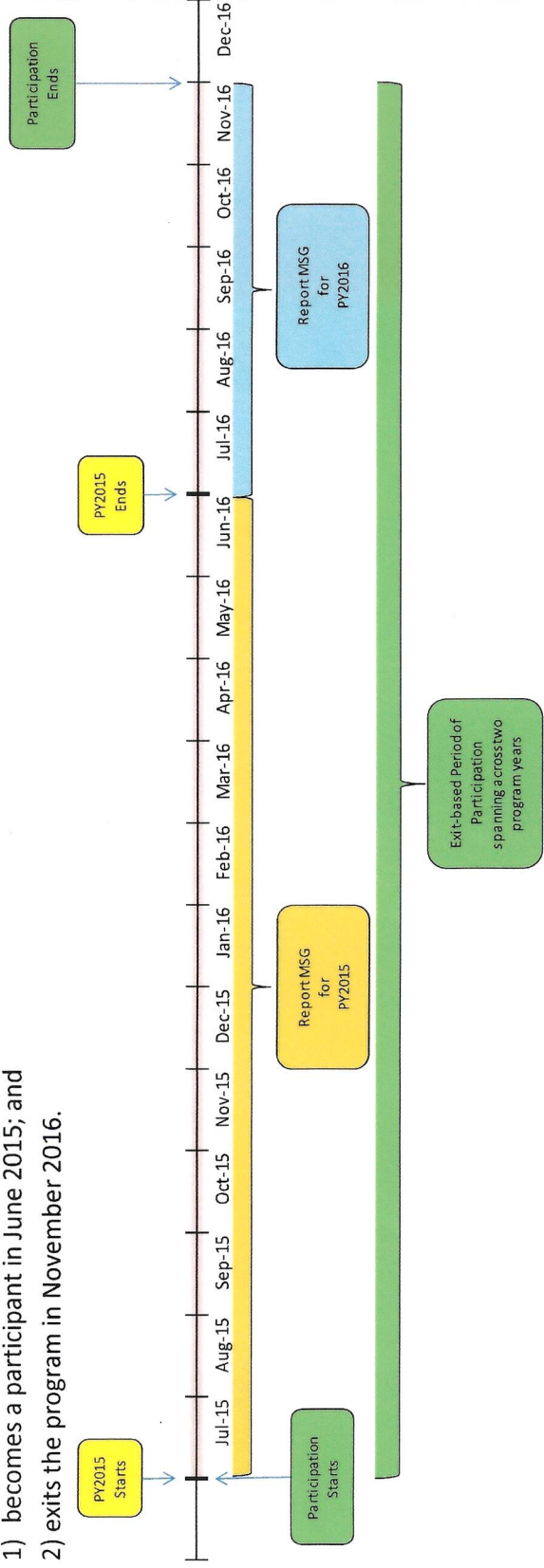
Attachment 6 - REVISED
Example of Counting Periods of Participation for Exit-based Indicators of Performance

Counting Periods of Participation: Example for Exit-Based Indicators and the Measurable Skill Gains Indicator of Performance

Example 3 - REVISED

An individual:

- 1) becomes a participant in June 2015; and
- 2) exits the program in November 2016.



In this example, the participant has one period of participation which spans two program years (PY2015 and PY2016), and will be reported once for the purpose of exit-based indicators. Also, in this example, the participant must be reported twice (once in PY2015 and once in PY2016) because this indicator of performance must be reported at least once per program year for each participant and because the reporting is not triggered by exit. The individual is counted as a participant in both PY2015 and PY2016 because he/she continued to receive services after July 1, 2016. Exit-based performance indicators should be collected and calculated based off of the November 2016 exit date.

Attachment 7 – Table A
Participation Level Services Chart
WIOA Title I Adult, Title I Dislocated Worker, and
Title III Employment Service Programs¹

Attachment 7 – Table A			
Adult/DW/ES Service Type (WIOA Sec. 134 (c))	Does this service trigger inclusion as a participant?	Category of Service (i.e. Basic, Individualized, Training)	Applicable PIRL Data Element Number(s)
Eligibility Determination	No	Basic Career Service	N/A
Outreach, Intake, Orientation	No	Basic Career Service	N/A
Initial assessment of skill levels & supportive service needs	Yes	Basic Career Service	1003, 1004, 1102
Job search assistance (Self-directed)	No	Basic Career Service	N/A
Job search assistance (Staff-assisted)	Yes	Basic Career Service	1003, 1004, 1104
Placement assistance (includes “Referred to Employment”) (Staff-assisted)	Yes	Basic Career Service	1003, 1004, 1105, 1106, 1107, 1108, 1109, 1110, 1111
Career Counseling (includes “Staff-assisted career guidance”)	Yes	Basic Career Service	1003, 1004, 1102
Providing info on in-demand sectors, occupations, or nontraditional employment	No	Basic Career Service	1100, 1101
Provision of referrals and associated coordination of activities with other programs and services	No	Basic Career Service	1100, 1101, 1113, 1115
Provision of workforce and labor market employment statistics information	No	Basic Career Service	1100, 1101, 1103

¹ Note this chart does not include all available services that may be provided, but rather those services specifically authorized under WIOA sec. 134(c)(2). Additionally, these services do not indicate whether or not an individual is a participant, but rather which services trigger an individual to become a participant.

Adult/DW/ES Service Type (WIOA Sec. 134 (c))	Does this service trigger inclusion as a participant?	Category of Service (i.e. Basic, Individualized, Training)	Applicable PIRL Data Element Number(s)
Provision of info on job vacancies	No	Basic Career Service	1100, 1101, 1103
Provision of info on job skills necessary to fill vacancies	No	Basic Career Service	1100, 1101, 1103
Provision of info on local demand occupations, with earnings, skill requirements, and opportunities for advancement for those jobs	No	Basic Career Service	1100, 1101, 1103
Provision of performance and program cost info for providers of education and training	No	Basic Career Service	1100, 1101
Provision of info on local performance	No	Basic Career Service	1100, 1101
Provision of info on availability of supportive services or assistance	No	Basic Career Service	1100, 1101
Referral to supportive services	No	Basic Career Service	1113
Provision of information and meaningful assistance filing for UI	Yes	Basic Career Service	1003, 1004, 1112
Assistance establishing eligibility for financial aid	Yes	Basic Career Service	1003, 1004, 1116
Comprehensive and specialized assessments	Yes	Individualized Career Service	1004, 1200, 1201
Development of IEP	Yes	Individualized Career Service	1004, 1200, 1201, 1202
Group Counseling	Yes	Individualized Career Service	1004, 1200, 1201
Individual Counseling	Yes	Individualized Career Service	1004, 1200, 1201
Career Planning	Yes	Individualized Career Service	1004, 1200, 1201
Short-term prevocational services	Yes	Individualized Career Service	1004, 1200, 1201, 1210

Adult/DW/ES Service Type (WIOA Sec. 134 (c))	Does this service trigger inclusion as a participant?	Category of Service (i.e. Basic, Individualized, Training)	Applicable PIRL Data Element Number(s)
Internships and work experiences (including transitional jobs)	Yes	Individualized Career Service	1004, 1200, 1201, 1203, 1205, 1211
Workforce preparation activities	Yes	Individualized Career Service	1004, 1200, 1201
Financial literacy services	Yes	Individualized Career Service	1004, 1200, 1201, 1206
Out-of-area job search assistance and relocation assistance	Yes	Individualized Career Service	1004, 1200, 1201
English-language acquisition and integrated education and training programs	Yes	Individualized Career Service	1004, 1200, 1201, 1207
Follow up services	n/a (must be a participant first to receive)	Follow up Service	1503
Training services under Sec. 134(c)(3)(D) with exception of Sec. 134(c)(3)(D)(iii) (incumbent worker training)	Yes	Training	1300, 1301, 1302, 1303, 1304, 1305, 1306, 1307, 1308, 1309, 1310, 1311, 1312, 1313, 1314, 1315, 1316, 1317, 1318, 1319
Incumbent Worker Training	No ²	Training	907

Note: Receipt of any of the three types of services (Basic, Individualized, or Training) makes an individual a “Reportable Individual” while it only takes the receipt of one service that triggers participation to be considered a participant.

² Although Incumbent Worker Training is not a self-service or information-only service, individuals are not required to meet eligibility requirements for the Adult or Dislocated Worker programs to receive Incumbent Worker Training.

**Attachment 7 – Table B - REVISED
Participation Level Services Chart
WIOA Title I Youth Program**

Attachment 7 – Table B			
Youth Service Type Section 129(c)(2)	Does this service trigger inclusion as a participant?¹	Category of Service²	Applicable PIRL Data Element Number(s)
Tutoring, study skills training, dropout prevention	Yes	Career Service	1402
Alternative secondary school services	Yes	Career Service	1403
Paid and unpaid work experience	Yes	Career Service	1205, 1405
Occupational skills training	Yes	Training	1300, 1302, 1303, 1306, 1307, 1308, 1309, 1310, 1311, 1312, 1313, 1314, 1315, 1316, 1317, 1318, 1319
Education offered concurrently with workforce preparation	Yes	Career Service	1407
Leadership development	Yes	Career Service	1408
Supportive Services	Yes	Career Service	1409
Adult mentoring	Yes	Career Service	1410
Follow-up services	No	Career Service	1412
Comprehensive guidance and counseling	Yes	Career Service	1411
Financial literacy education	Yes	Career Service	1206
Entrepreneurial skills training	Yes	Career Service	1413
Services that provide labor market information	Yes	Career Service	1414
Postsecondary preparation and transition activities	Yes	Career Service	1415

¹ All Youth program elements, except follow-up services, trigger participation following eligibility determination, objective assessment, and completion of the individual service strategy.

² Note that the categorization of career services and training services for the title I Youth program differs from the title I Adult and Dislocated Worker programs.

Attachment 7 – Table C
Applicable Career and Training Services for
WIOA Title II AEFLA Program

Attachment 7 – Table C	
Career and Training Services Applicable to AEFLA³	Category of Service
Outreach, intake, and orientation information	Career Service
Initial assessment of skill levels including literacy, numeracy, and English language proficiency, as well as aptitudes, abilities, and supportive services needs	Career Service
Referrals to and coordination of activities with other programs and services	Career Service
Provision of performance information and program cost information on eligible providers of education, training, and workforce services by program and type of provider	Career Service
Provision of information on availability of supportive services or assistance and appropriate referrals (including child care; child support; medical or child health assistance available through the State’s Medicaid program and CHIP; SNAP benefits; EITC; assistance under TANF, and other supportive services and transportation)	Career Service
Integrated education and training (IET) programs ⁴	Training Service

³ Sections 678.430(b)(8) and 678.430(b)(11) of the WIOA Joint Rule identify workforce preparation activities and English language acquisition programs as applicable career services authorized to be provided through the one-stop delivery system by required one-stop partners. However, these are also services specifically authorized by AEFLA and provided by eligible providers as instructional or program services. Because of this, the program services and career services costs do not lend themselves to differentiation. Therefore, on the *WIOA Statewide and Local Performance Report Template*, workforce preparation activities and English language acquisition programs are not included in the career services costs calculation.

⁴ If a program is using title II AEFLA funds to provide an IET program, the training component would be categorized as a training service and should be included in the cost calculation of Training Services on the *WIOA Statewide and Local Performance Report Template*.

Attachment 7 – Table D
Participation Level Services Chart
WIOA Title IV VR Program

Attachment 7 – Table D		
Vocational Rehabilitation Service	Category of Service	RSA-911 Data Element Number(s)
Job Exploration Counseling	Career Service	97 - 102
Work Based Learning Experiences	Training Service	103 - 108
Counseling on Enrollment Opportunities	Career Service	109 - 114
Workplace Readiness Training	Career Service	115 - 120
Instruction in Self Advocacy	Career Service	121 - 126
Graduate College or University	Training Service	129 - 135
Four-Year College or University Training	Training Service	136 - 142
Junior or Community College Training	Training Service	143 - 149
Occupational or Vocational Training	Training Service	150 - 156
On the Job Training	Training Service	157 - 163
Registered Apprenticeship Training	Training Service	164 – 169
Basic Academic Remedial or Literacy Training	Training Service	170 – 176
Job Readiness Training	Training Service	177 – 183
Disability Related Skills Training	Training Service	184 – 190
Miscellaneous Training	Training Service	191 – 197
Randolph-Sheppard Entrepreneurial Training	Training Service	198 – 204
Customized Training	Training Service	205 – 211
Assessment	Career Service	212 – 218
Diagnosis and Treatment of Impairment	Career Service	219 – 225
Vocational Rehabilitation Counseling and Guidance	Career Service	226 – 232
Job Search Assistance	Career Service	233 – 239
Job Placement Assistance	Career Service	240 – 246
Short Term Job Supports	Career Service	247 – 253
Supported Employment Services	Career Service	254 – 260
Information and Referral Services	Career Service	261 – 267
Benefits Counseling	Career Service	268 – 274
Customized Employment Services	Career Service	275 – 281
Extended Services	Career Service	282 – 286

Attachment 8 - REVISED
Incumbent Worker Training Required Data Elements

REQUIRED DATA ELEMENTS – INCUMBENT WORKER TRAINING		
Element #	Element Name	Primary Collection Method
100	Unique Individual Identifier	Local/State
101	State Code of Residence	Local/State
108 - A	ETA-Assigned 1st Local Workforce Board Code	Local/State
403	Occupational Code of Most Recent Employment Prior to Participation (if available)	Employer
404	Industry Code of Employment 1st Quarter Prior to Participation	Employer
900	Date of Program Entry	Local/State
901	Date of Program Exit	Local/State
907	Recipient of Incumbent Worker Training	Local/State
908	Rapid Response (if applicable)	Local/State
1501	Most Recent Date Received Rapid Response Services (if applicable)	Local/State
1600	Employed in 1st Quarter After Exit Quarter (WIOA)	If SSN – UI Wage records; If SSN not provided – employer follow-up
1601	Type of Employment Match 1 st Quarter After Exit Quarter (WIOA)	If SSN – UI Wage records
1602	Employed in 2nd Quarter After Exit Quarter (WIOA)	If SSN – UI Wage records
1603	Type of Employment Match 2nd Quarter After Exit Quarter (WIOA)	If SSN – UI Wage records
1604	Employed in 3rd Quarter After Exit Quarter (WIOA)	If SSN – UI Wage records
1605	Type of Employment Match 3rd Quarter After Exit Quarter (WIOA)	If SSN – UI Wage records
1606	Employed in 4th Quarter After Exit Quarter (WIOA)	If SSN – UI Wage records
1607	Type of Employment Match 4th Quarter After Exit Quarter (WIOA)	If SSN – UI Wage records
1618	Retention with the same employer in the 2nd Quarter and the 4th Quarter (WIOA)	If SSN – UI wage records
1703	Wages 1st Quarter After Exit Quarter (WIOA)	If SSN – UI Wage records
1704	Wages 2nd Quarter After Exit Quarter (WIOA)	If SSN – UI Wage records
1705	Wages 3rd Quarter After Exit Quarter (WIOA)	If SSN – UI Wage records
1706	Wages 4th Quarter After Exit Quarter (WIOA)	If SSN – UI Wage records
1800	Type of Recognized Credential (WIOA)	Employer follow-up
1801	Date Attained Recognized Credential (WIOA)	Employer follow-up
1806	Date of Most Recent Measurable Skill Gains: Educational Achievement (WIOA)	Employer follow-up
1807	Date of Most Recent Measurable Skill Gains: Secondary Transcript/Report Card (WIOA)	Employer follow-up

REQUIRED DATA ELEMENTS – INCUMBENT WORKER TRAINING

Element #	Element Name	Primary Collection Method
1808	Date of Most Recent Measurable Skill Gains: Post-Secondary Transcript/Report Card (WIOA)	Employer follow-up
1809	Date of Most Recent Measurable Skill Gains: Training Milestone (WIOA)	Employer follow-up
1810	Date of Most Recent Measurable Skill Gains: Skills Progression (WIOA)	Employer follow-up
1811	Date Enrolled in Education or Training Program Leading to a Recognized Postsecondary Credential or Employment During the Program (WIOA)	Employer follow-up
1501	Most Recent Date Received Rapid Response Services **Required for IW only if IWT funded with RR funds (WIOA sec. 134(a)(2)(A))	Local/State

Attachment 9 Calculation – Average Indicator of Performance

Average Indicator Score Calculation: A Practical Example

Given Information:

States and Federal agencies negotiate to one decimal place.

Actual Performance is calculated by dividing the numerator by the denominator. Actual Performance Values are reported by the State for all primary indicators. In the reports, Actual Performance Values are represented by rounding to the nearest tenth of a percent, but for the purpose of performing calculations, Actual Performance Values and Adjusted Negotiated Values are neither rounded nor truncated. For example, use Title II AEFLA Employment in the 2nd Quarter After Exit (highlighted in yellow):

- Numerator = 16,244 (Total number of participants in the denominator that were also employed second quarter after exit.)
- Denominator = 24,000 (Total number of participants that exited during the reporting period.)
- Numerator divided by Denominator = $\frac{16,244}{24,000} = 0.676833$
- Rate reported in Annual Report = 67.7%
- Adjusted Negotiated Value = 75.2%

Employment Second Quarter After Exit Results by Program						
Program	Title II Adult Education	Title IV Rehabilitative Services	Title I Adults	Title I Dislocated Workers	Title I Youth	Title III Wagner - Peyscr
Numerator	16,244	13,000	20,000	9,000	6,000	31,555
Denominator	24,000	18,000	30,000	15,000	12,000	42,000
Annual Report Value	67.7%	72.2%	66.7%	60.0%	50.0%	75.1%
Adjusted Negotiated Value	75.2%	72.5%	76.3%	79.7%	68.7%	65.4%

What figures are used to determine how close performance was to the negotiated target?

Each Performance Score is calculated in a similar way. For those indicators reported as a percentage, use both numerator and denominator in the next step = $\frac{16,244}{24,000}$

The Performance Score is calculated by dividing the actual outcome by the Adjusted Negotiated Value.

$$= \frac{\left(\frac{16,244}{24,000}\right)}{75.2\%} = .90004 \text{ (represented in the report as 90.0\%)}$$

For those indicators not reported as a percentage, such as Median Earnings in the Second Quarter After Exit, use the value in the Annual Report and divide by the Adjusted Negotiated Value.

How are the Average Indicator Scores calculated?

Each row and column of Performance Scores is then averaged and truncated to one decimal place. In this example, the average of the Employment 2nd Quarter after Exit Performance Scores for the six programs (highlighted in green) is 0.89985 and is truncated to one decimal place for an Average Indicator Score of 89.9%.

$$= \frac{\frac{16,244}{24,000}}{6} + \frac{\frac{13,000}{18,000}}{6} + \frac{\frac{20,000}{30,000}}{6} + \frac{\frac{9,000}{15,000}}{6} + \frac{\frac{6,000}{12,000}}{6} + \frac{\frac{31,555}{42,000}}{6} = .89985 = 89.9\%$$

Indicator/ Program	Title II Adult Education	Title IV Rehabilitative Services	Title I Adults	Title I Dislocated Workers	Title I Youth	Title III Wagner - Peysen	Average Indicator Score
Employment 2nd Quarter After Exit	90.0%	99.6%	87.4%	75.3%	72.8%	114.9%	89.9%
Employment 4th Quarter After Exit							2
Median Earnings 2nd Quarter After Exit							3
Credential Attainment Rate							4
Measurable Skill Gains							5
Effectiveness in Serving Employers							6
Average Program Score	7	8	9	10	11	12	-

Attachment 10 - REVISED
Calculations – WIOA Indicators of Performance

Figure 1: Calculation: Employment Rate – Second Quarter After Exit Quarter (All non-youth Participants)

The data for the numerator in this calculation is drawn from *PIRL 1602 or RSA-911 Element 383*: *Employed in Second Quarter After Exit Quarter*.

Numerator

Of all participants in the denominator:

Participants who were employed in the 2nd quarter after program exit (PIRL 1602; code value #1, 2, or 3) or (RSA-911 Element 383; code #1, 2, 3, or 4).

Denominator

Total # of Participants who exited during the reporting period from title I adult (PIRL 903; code value #1, 2, or 3), title I dislocated worker (PIRL 904; code value #1, 2, or 3), title II AEFLA (PIRL 910; code value #1), title III Employment Service (PIRL 918; code value #1), and title IV VR (PIRL 917; code value #1, 2, or 3) or (RSA-911 Element 355; code #13, 14, 16, 17, 18, or 19) programs, except those that exit for any of the reasons listed in (PIRL 923; code value #1, 2, 3, 4, 5, 6, or 7) or (RSA-911 Element 355; code #1, 2, 3, 4, 5, 6, 7, 8, 9, 10, 11, 12, or 15).

Figure 2: Calculation: Title I Youth Education and Employment Rate – Second Quarter After Exit Quarter (Not applicable to title II AEFLA and title IV VR) - Revised

The data for the numerator in this calculation is the unique count of records showing participants employed, which is drawn from *PIRL 1602: Employed in Second Quarter After Exit Quarter* and from *PIRL 1900: Youth 2nd Quarter Placement (Title I)*.

Numerator

Of all participants in the denominator:

Youth employed in the 2nd quarter after program exit (PIRL 1900; code value #1, 2, or 3) or youth in training or education in the 2nd quarter after program exit (PIRL 1900; code value #4, 5, or 6).

Denominator

Total # of participants who exited during the reporting period from title I youth program (PIRL 905; code value #1, 2, or 3), except those that exit for any of the reasons listed in (PIRL 923; code value #1, 2, 3, 4, 5, 6, or 7).

Attachment 10
Calculations – WIOA Indicators of Performance

Figure 3: Calculation: Employment Rate – Fourth Quarter After Exit Quarter (All non-youth Participants)

The data for the numerator in this calculation is drawn from *PIRL 1606* or *RSA-911 Element 389 (Employed in 4th Quarter After Exit Quarter)*.

Numerator

Of all participants listed in the denominator:
Participants who were employed in the 4th quarter after program exit (*PIRL 1606*; code value #1, 2, or 3) or (*RSA-911 Element 389*; code #1, 2, 3, or 4).

Denominator

Total # of participants who exited during the reporting period from title I adult (*PIRL 903*; code value #1, 2, or 3), title I dislocated worker (*PIRL 904*, code value #1, 2, or 3), title II AEFLA (*PIRL 910*; code value #1), title III Employment Service (*PIRL 918*; code value #1), and title IV VR (*PIRL 917*; code value #1, 2, or 3) or (*RSA-911 Element 355*; code #13, 14, 16, 17, 18, or 19) programs, except those that exit for any of the reasons listed in (*PIRL 923*; code value #1, 2, 3, 4, 5, 6, or 7) or (*RSA-911 Element 355*; code #1, 2, 3, 4, 5, 6, 7, 8, 9, 10, 11, 12, or 15).

Figure 4: Calculation: Title I Youth Education and Employment Rate – Fourth Quarter After Exit Quarter (Not applicable to title II AEFLA and title IV VR) - Revised

The data for the numerator in this calculation is the unique count of records showing participants employed drawn from *PIRL 1606: Employed in 4th Quarter After Exit Quarter* and from *PIRL 1901: Youth 4th Quarter Placement (Title I)*.

Numerator

Of all participants in the denominator:
Youth employed in the 4th quarter after program exit (*PIRL 1901*; code value #1, 2, or 3) or youth in training or education in the 4th quarter after program exit (*PIRL 1901*; code value #4, 5, or 6).

Denominator

Total # of participants who exited during the reporting period from title I youth program (*PIRL 905*; code value #1, 2, or 3), except those that exit for any of the reasons listed in (*PIRL 923*; code value #1, 2, 3, 4, 5, 6, or 7).

Attachment 10 Calculations – WIOA Indicators of Performance

Figure 5: Calculation: Median Earnings Indicator - Revised

The median is the number that is in the middle of the series of numbers, so that there is the same quantity of numbers above the median as there are below the median.

The data for this calculation is drawn from *PIRL 1704* or *RSA-911 385: Wages 2nd Quarter After Exit Quarter*.

$\{(n + 1) \div 2\}$ value, where n is the number of earnings for all participants who exited during the reporting period employed in unsubsidized employment in the 2nd quarter after exit (PIRL 1602; code value 1, 2, 3) and Wages 2nd Quarter After Exit (PIRL 1704) <999999.99 or (RSA-911 Element 385), except those that exit for specified reasons listed in (PIRL 923; code value #1, 2, 3, 4, 5, 6, or 7) or (RSA-911 Element 355; code #1, 2, 3, 4, 5, 6, 7, 8, 9, 10, 11, 12, or 15).

1. To calculate the median, wages (PIRL 1704) or (RSA-911 Element 385) must first be ranked (sorted in ascending order).
2. The median earnings value is the wage in the middle of the rank order list.
3. Median = the middle value of a set of ordered data.

If the list rank order of earnings contains an even number of values, sum the two middle values and divide by two. Whether there is an odd or even number of entries in the list of earnings values, there will be an equal number of records above and below the median value.

Example of Calculation of Median Earnings

If the series of values is 1, 2, 12, **22**, 33, 43, 195, the median value is the number that is in the middle of the series of numbers, so that there is the same quantity of numbers above the median as there is below the median. In this example, the median value would be **22**.

If there is an even number of values, such as 1, 2, 12, **22, 27**, 33, 43, 195 the median value is the sum of the two middle values divided by two. In this case the median value would be $(22 + 27) / 2 = 24.5$.

Attachment 10
Calculations – WIOA Indicators of Performance

Figure 6: Calculation: Credential Attainment Rate Indicator - Revised

$$\text{Credential Attainment Indicator} = \frac{A \text{ or } C}{B \text{ or } D}$$

The Credential Attainment Indicator measures the percentage of participants enrolled in an education or training program (excluding those in OJT and customized training) who either: (1) exited during the reporting period and obtained a recognized postsecondary credential during the program or within one year after exit **OR** (2) exited from a secondary education program and obtained a secondary school diploma or its recognized equivalent during the program or within one year after exit **and** were also employed or in an education or training program leading to a recognized postsecondary credential within one year after exit.

Note: A participant should only be included in the numerator and denominator of the credential attainment indicator once per period of participation. Participants who achieve multiple credentials should be reported based on the highest credential attained for that period of participation.

Postsecondary Credential

Numerator

A

Of all Participants included in the denominator:

The date on which a participant attains a credential (PIRL 1801) or (RSA-911 Elements 87, 88, 89, 90, 93, 94, 95, or 377) occurs during participation in, or within 1 year after Program Exit (PIRL 901) or (RSA-911, Element 353) **AND**

The type of credential attained (PIRL 1800; code value #2, 3, 4, 5, 6, or 7) or (RSA-911 Elements 87, 88, 89, 90, 93, 94, 95, or 377) is recognized as a postsecondary credential.

Denominator

B

Date of Program Exit (PIRL 901) or RSA-911 Element 353) is within the timeframe being reported (i.e., Jan 1, 2017 – Dec 31, 2017), except those that exit for specified reasons listed in (PIRL 923; code value #1, 2, 3, 4, 5, 6, or 7) or (RSA-911 Element 355, code # 1, 2, 3, 4, 5, 6, 7, 8, 9, 10, 11, 12, or 15) **AND**

At least one type of training service (PIRL 1303, PIRL 1310, or PIRL1315; code value #2, 3, 4, 6, 7, 8, 9, or 10) or (RSA-911 Elements 150, 151, 155 164, 168, 198, 199, or 204) in which the participant was enrolled is considered "Postsecondary" **OR**

The participant participated in postsecondary education (PIRL 1332; code value #1) or (RSA-911 Element 84; code #1).

Attachment 10
Calculations – WIOA Indicators of Performance

Figure 6 (cont.): Calculation: Credential Attainment Rate Indicator - Revised

$$\text{Credential Attainment Indicator} = \frac{A \text{ or } C}{B \text{ or } D}$$

Secondary Credential

Numerator

C

Of all participants included in the denominator:

The date on which a participant attains a credential (PIRL 1801) or (RSA-911 Element 81 or 82) occurs during participation in, or within 1 year after Program Exit (PIRL 901) or (RSA-911 Element 353) **AND**

The type of credential attained (PIRL 1800, code value #1) is recognized as a Secondary School Diploma/or Equivalency **AND**

The participant enrolls in a post exit education or training program leading to a recognized postsecondary credential (PIRL 1406) or (RSA-911 Element 376) within 1 year after program exit (PIRL 901) or (RSA-911 Element 353) **OR**

The participant is employed in the 1st Quarter (PIRL 1600; code value #1, 2, or 3) or (RSA-911 Element 379; code #1, 2, 3, or 4), 2nd Quarter (PIRL 1602; code value #1, 2, or 3) or (RSA-911 Element 383; code #1, 2, 3, or 4), 3rd Quarter (PIRL 1604; code value #1, 2, or 3) or (RSA-911 Element 386; code #1, 2, 3, or 4), or 4th Quarter (PIRL 1606; code value #1, 2, or 3) or (RSA-911 Element 389; code #1, 2, 3, or 4) after program exit.

Denominator

D

Date of Program Exit (PIRL 901) or (RSA-911 Element 353) is within the timeframe being reported (i.e., Jan 1, 2017 – Dec 31, 2017), except those that exit for specified reasons listed in (PIRL 923, code value #1, 2, 3, 4, 5, 6, or 7) or (RSA-911 Element 355; Code #1, 2, 3, 4, 5, 6, 7, 8, 9, 10, 11, 12, or 15) **AND**

At least one type of training service in which the participant was enrolled (PIRL 1303, PIRL 1310, or PIRL 1315) is considered "Secondary" [code value #4 for "ABE or ESL (contextualized or other) in conjunction with Training"] or (RSA-911 Element 80, code #1) **OR**

The participant was "Enrolled in Secondary Education Program at Program Entry" (PIRL 1401, code value #1) or (RSA-911 Element 78; code #1).

Attachment 10
Calculations – WIOA Indicators of Performance

Figure 7: Calculation: Measurable Skill Gains Indicator - Revised

Numerator

Of all the participants in the denominator:

[The unique count of the most recent date on which participants achieved a Measurable Skill Gains is in the reporting period, via one of the following:

Educational Functioning Level (PIRL 1806) or (RSA-911 Element 343)

OR Postsecondary Transcript/Report Card (PIRL 1807) or (RSA-911 Element 345)

OR Secondary Transcript/Report Card (PIRL 1808) or (RSA-911 Element 344)

OR Training Milestone (PIRL 1809) or (RSA-911 Element 346)

OR Skills Progression (PIRL 1810) or (RSA-911 Element 347)]

Denominator

All participants enrolled in an education or training program leading to a recognized postsecondary credential or employment (PIRL 1811) or (RSA-911 Element 85) except those that exit for specified reasons listed in (PIRL 923; code value #1, 2, 3, 4, 5, or 6) or (RSA-911 Element 355; Codes #1, 2, 3, 4, 5, 6, 7, 8, 9, 10, 11, 12, or 15).

Attachment 11
References – WIOA Operating Guidance

- Workforce Innovation and Opportunity Act, Pub. L. 113-128
- WIOA Joint Rule for United and Combined State Plans, Performance Accountability, and the One-Stop System Joint Provisions, 81 Fed. Reg. 55791 (Aug. 19, 2016)
- OMB Control Number 1205-0526, WIOA Participant Individual Record Layout
- OMB Control Number 1205-0521, WIOA DOL-only Participant Individual Record Layout
- Elementary and Secondary Education Act, as amended by the Every Student Succeeds Act, 20 U.S.C 6301, et seq.
- <http://www.ed.gov/AEFLA>
- <http://www2.ed.gov/about/offices/list/osers/rsa/wioa-reauthorization.html>
- <http://www.doleta.gov/wioa>
- <http://www.doleta.gov/performance>
- Understanding Reportable Individuals and Participants for Performance: A Guide to Reporting Services,
<https://ion.workforcegps.org/resources/2017/02/22/07/41/Understanding-Reportable-Individuals-and-Participants-for-Performance-A-Guide-to-Reporting-Services>.

Attachment 12
Performance Accountability Guidance TEGl 10-16
Change 1 Substantive Revision Index

This table lists the revisions affecting policy, procedure and/or the specifications needed for the calculation of the WIOA primary indicators of performance described in TEGl 10-16. Please note that this table is not exhaustive of all changes found in this guidance. Therefore, this “Change 1” is intended to rescind and replace the originally published version of TEGl 10-16. Each revision appears with page number reference in the order which it appears in the guidance text and attachments.

	Section of TEGl¹	Revision Details	Rationale
1.	Purpose (p. 1)	First paragraph explains the purpose of the revisions to the previous publication of this guidance.	Document update.
2.	Background (p. 2)	First paragraph explains that substantive and technical revisions related to operational parameters and calculations of the indicators of performance are outlined in Attachment 12.	Document update.
3.	C. Median Earnings Methodology (p. 11)	Explanation added on how to use the Wage Conversion Chart shown in Attachment 3. Inserted “The Wage Conversion Chart should be used when only wage rate—not the earnings information—is available”.	Provided instruction on the use of a performance-related tool.
4.	D. Credential Attainment Methodology (pp. 12-13)	Change “PLUS” to “OR”.	Methodology/specification technical correction.
5.	D. Credential Attainment Definition of Credential (p. 13)	Replaced “technology” with “technical”.	Clarifying language.
6.	D. Credential Attainment	Inserted a Note clarifying that graduate	Clarifying language consistent

¹ Page number references in Attachment 12 apply to TEGl 10-16, Change 1. The same sections in ED’s PM 17-2 and TAC 17-01 may have different page number references as each template differs slightly.

	Types of Acceptable Credentials (p. 15)	degrees may not count towards credential attainment for purposes of the indicators of performance under WIOA, except for the title IV VR program. Inserted footnote 3 which provides the statutory and regulatory basis for allowing graduate degrees for this purpose under the VR program.	with WIOA statute/regulation.
7.	D. Credential Attainment Special Rule Relating to Secondary School...(p. 16)	Added "at or above the 9 th grade level" throughout when discussing secondary school education.	Clarifying language consistent with WIOA statute/regulation.
8.	E. Measurable Skill Gains Documenting Progress for Types of Measurable... 3. Secondary or postsecondary transcript or...(p. 20)	Added clarifying language regarding the skill gain type to secondary or postsecondary transcript.	Clarifying language consistent with WIOA statute/regulation.
9.	Documenting Progress for Types of Measurable Skill Gains (p. 19)	Footnote 4 updated to include citation for most recent <u>Federal Register</u> notice on <i>Tests Determined To be Suitable for Use in the National Reporting System for Adult Education</i> .	Revised footnote to include December 2016 notice (updated from August 2015 notice).
10.	E. Measurable Skill Gains Documenting Progress for Types of Measurable... 4. Satisfactory or better progress report...(p. 20)	Added clarifying "Note" explaining that one year of apprenticeship is only one example of a timeframe towards achieving a skill milestone, and explaining that the "one year" timeframe is not the only way that a participant in an apprenticeship program can achieve a Measurable Skill Gain. Added footnote providing examples of school systems other than semester systems.	Clarifying language consistent with WIOA statute/regulation.
11.	E. Measurable Skill Gains Operational Parameters – Title I Youth (p. 22)	Added "at or above the 9 th grade level".	Clarifying language consistent with WIOA statute/regulation.

12.	E. Measurable Skill Gains Operational Parameters – Title IV VR (p. 22)	Added “or employment”.	Clarifying language consistent with WIOA statute/regulation.
13.	F. Effectiveness In Serving Employers b. How to Calculate Approach 2 – Repeat Business Customers (p. 28)	Changed “E1 and E2” to “E3 and E4”.	Technical edit to provide reference to the correct data elements in Attachment 4, Table A.
14.	F. Effectiveness In Serving Employers b. How to Calculate Approach 3 – Employer Penetration (p. 28)	Changed “E3 and E4” to “E1 and E2”.	Technical edit to provide reference to the correct data elements in Attachment 4, Table A.
15.	F. Effectiveness In Serving Employers c. Pilot Program (p. 29)	Clarification added to describe the time frame for the pilot program.	Clarifying instructions to the States consistent with WIOA regulation.
16.	F. Effectiveness In Serving Employers c. Pilot Program (pp. 29-30)	Clarifications added to describe the availability of data and the reporting methodology for States that choose to develop an additional approach.	Added clarifying language for the submission of QCEW data for the Employer Penetration approach and for submission of data for additional approaches consistent with WIOA regulation.
17.	F. Effectiveness In Serving Employers c. Pilot Program (p. 29)	Inserted footnote 9 letting States know that they should report which approaches they are using for the pilot on the Statewide Report Template and to complete the report if no data are available.	Clarifying instructions to the States consistent with WIOA regulation.
18.	Categories of Enrollment: Exit (p. 33)	Added citation to the regulation in the first paragraph. See second paragraph for details regarding follow-up services not triggering the exit date, especially for the title I programs, and footnote 10 for clarification.	Clarifying language consistent with WIOA statute/regulation.
19.	Categories of Enrollment – Exit	See second sub-bullet for details regarding	Clarifying language consistent

	Program-Specific Criteria of Exit (p. 33)	Youth and follow-up services	with WIOA statute/regulation.
20.	Categories of Enrollment: Date of Exit for Titles I and III Programs...(pp. 34-35)	See first paragraph in section for text clarifying details on when a reportable individual only receiving self-service and information only services should be reported.	Clarifying language consistent with WIOA statute/regulation.
21.	Self-Service and Information-Only Activities (p. 37)	Added citation to the regulation in the second paragraph.	Clarifying language consistent with WIOA statute/regulation.
22.	Self-Service and Information-Only Activities (p. 38)	Added reference to additional guidance regarding reportable individuals.	Clarification.
23.	Career Service and Training Service Guidance Calculating Career Service and Training...(p. 42)	See Calculating Training Service Costs – Special Circumstances in Training Service Costs table for additional information on calculating training service costs.	Addition of two special circumstances for calculating training service costs.
24.	Incumbent Worker Training Under Title I (pp. 43-44)	In paragraph 3, changed “demographic” to “basic” and inserted “Measurable Skill Gains”.	Clarifying language consistent with WIOA regulation.
25.	Attachment 6 – Example 3	Revised measurable skill gains timeframes labels by changing “Participation Period” to “Report MSG for PY2015...and PY2016”. Also revised the example explanation to further clarify the period of participation for measurable skill gains.	Clarifying language for the example and for its explanation.
26.	Attachment 7 – Table B and footnote 16	Changed “Yes” to “No” for “Does this service trigger inclusion as a participant?” under “Follow-up services” because, for Youth, follow-up services do not trigger participation.	Technical edit to correct an inaccuracy.
27.	Attachment 8	Added PIRL data elements 900, 901, 908 and 1501.	Inserted additional data elements.
28.	Attachment 10 - Figure 2	In the numerator, PIRL 1602 changes to PIRL	Clarification of specification.

		1900; the code values change from 1, 2, 3 to 4, 5, 6.		
29.	Attachment 10 – Figure 4	In the numerator, PIRL 1606 changes to PIRL 1901; PIRL 1900 changes to PIRL 1901; the code values change from 1, 2, 3 to 4, 5, 6.		Clarification of specification.
30.	Attachment 10 – Figure 5	Revised specifications for median earnings to include the appropriate PIRL citations.		Clarification of specification.
31.	Attachment 10 – Figure 6 Postsecondary Credential Secondary Credential	Revised $\frac{A+C}{B+D}$ to $\frac{A \text{ or } C}{B \text{ or } D}$ to clarify how individual components are combined. Added recap of the indicator to establish the meaning of the formula. Added a “Note” explaining how to handle participants during a period of participation.		Changing “+” to “or” reflects that the values are not actually added together. This corresponds with the revision made in Credential Attainment section which changed “PLUS” to “OR”. Added clarifying language for the formula to assist uses with the understanding of the calculation.
32.	Attachment 10 – Figure 6	Revised specifications in the denominator of the credential attainment rate for postsecondary credential to include the appropriate PIRL citations.		Clarification of technical specification.
33.	Attachment 10 – Figure 6	Revised specifications in the denominator of the credential attainment rate for secondary credential to include the appropriate PIRL citations.		Clarification of technical specification.